



PARTS DRAWING

BARRETO

**20hp Hydraulic
Tracked Trencher**

**Product Code:
BAR2036TKH-4MS**



Serial Number Range:

From:

To:

Year Of Manufacture: 2015

***Please note, when ordering online via our website if the part number is not recognised,
please Email spares@hscgroupuk.co.uk or Telephone 0115 946 1988**

KEEP THIS BOOKLET FOR FUTURE REFERENCE

Nottingham: 0115 946 1988 • London: 0208 830 3333 ✉ Nottingham: sales@hscgroupuk.co.uk • London: sean@hscgroupuk.co.uk 🌐 www.hscgroupuk.co.uk

The Hire Supply Company Terms & Conditions Apply At All Time E&OE

THE
BARRETO

MODEL 20RTK - 23RTK
STAND ON HYDRAULIC TRENCHER EXPLODED VIEWS
WITH PART NUMBERS

CONGRATULATIONS!

You are now the proud owner of a BARRETO trencher. The following pages have detailed views of your trencher, along with corresponding part numbers. If you have any questions or need any replacement parts in the future, please contact us at your convenience. Our toll-free phone number, fax and email are listed below and parts may be ordered through any of these methods.

Thank you for your patronage and confidence in BARRETO equipment.

Barreto Manufacturing, Inc.
Innovative Equipment Engineered to Last
66498 Highway 203
La Grande, OR 97850
1-800-525-7348
1-541-963-6755 Fax
E-Mail: info@barretomfg.com
Web Site: <http://www.barretomfg.com>

Machine Identification Record

BARRETO Customer number _____

Machine model number _____

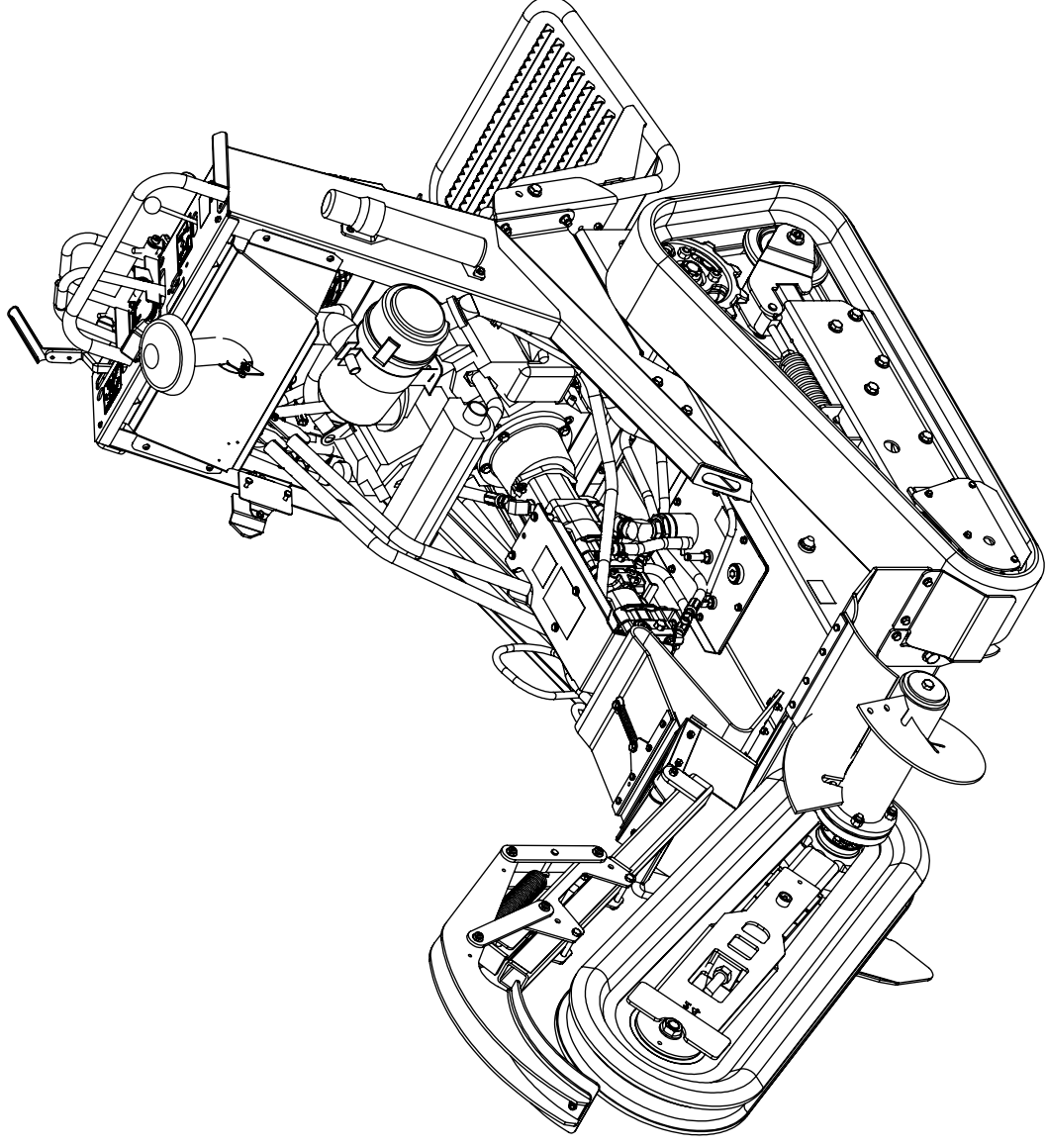
Machine serial number _____

Engine manufacturer _____

Engine model number _____

Engine serial number _____

ITEM NO.	QTY.	PART NO.	DESCRIPTION
1	1	00327-RTN	BODY ASSEMBLY
2	1	00328 R2	FRONT END ASSEMBLY
3	1	00543P	CONTROL ASSEMBLY
4	1	11246	TRACK GUARD
5	1	11527	TRACK COVER
6	1	11239	VENT HOSE ASSEMBLY
7	1	12838	HOSE, CASE DRAIN-FILTER HEAD
8	1	12836	HOSE, VALVE / CHAIN MOTOR
9	1	12837	HOSE, VALVE / CHAIN MOTOR
10	1	12888-L	RIDE PLATFORM MOUNT, LH
11	1	12888-R	RIDE PLATFORM MOUNT, RH
12	2	12891	RIDE PLATE BUSHING
13	1	12889B	RIDE PLATFORM
14	2	03010	STOP PAD
15	2	12890	CUSHION SPACER
16	4	05260	HH CAP SCREW, 5/8-11 NC X 1-1/4 G5 ZINC
17	2	05129	HH CAP SCREW, 1/2-13 NC X 1-3/4 G5 ZINC
18	4	05091	HH CAP SCREW, 3/8-16 NC X 1-1/4 G5 ZINC
19	3	05131	HH FLANGE SCREW, 5/16-18 NC X 3/4 G8 ZINC
20	8	05101	WASHER, 3/8 SAE ZINC
21	4	05102	WASHER, 1/2 SAE ZINC HARDENED
22	4	10958	RUBBER BUSHING
23	4	05272	WASHER, 5/8 SAE ZINC HARDENED
24	5	05273	NUT, NYLOCK, 5/16-18 NC ZINC
25	4	05073	NUT, NYLOCK, 3/8-16 NC ZINC
26	2	05098	NUT, NYLOCK, 1/2-13 NC ZINC

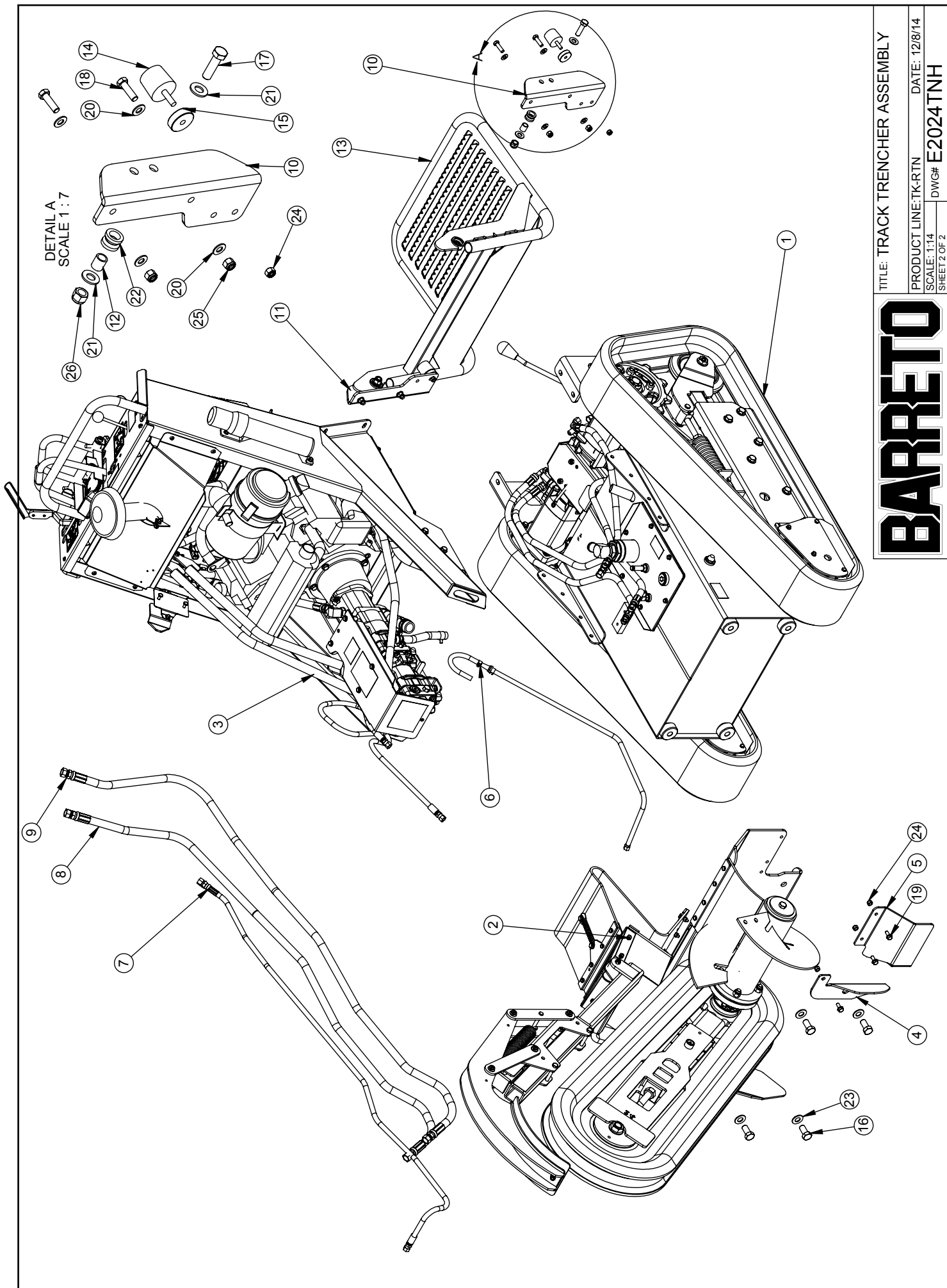


BARRETO

TITLE: TRACK TRENCHER ASSEMBLY

PRODUCT LINE:TK-RTN DATE: 12/8/14

SCALE: 1:14 DWG# E2024TNH
SHEET 1 OF 2



DETAIL A
SCALE 1:7

TITLE: TRACK TRENCHER ASSEMBLY
 PRODUCT LINE:TK-RTN DATE: 12/8/14
 SCALE: 1:14 DWG#: E2024TNH
 SHEET 2 OF 2

BARRETO

ITEM NO.	QTY.	PART NO.	DESCRIPTION
1	1	10253	BALL BEARING, SKF 6209
2	1	10685-R1	SPINDLE
3	1	10686	SPINDLE HOUSING
4	1	11310	SNAP RING, SHR-175, 1-3/4" EXT, HEAVY
5	2	10990	BALL BEARING, SKF 6011
6	1	SEAL - 10688	SEAL, TCM 24363OUB
7	1	10284	SNAP RING, HO-334, 3-11/32 INTERNAL
8	1	11341	GREASE SAVER

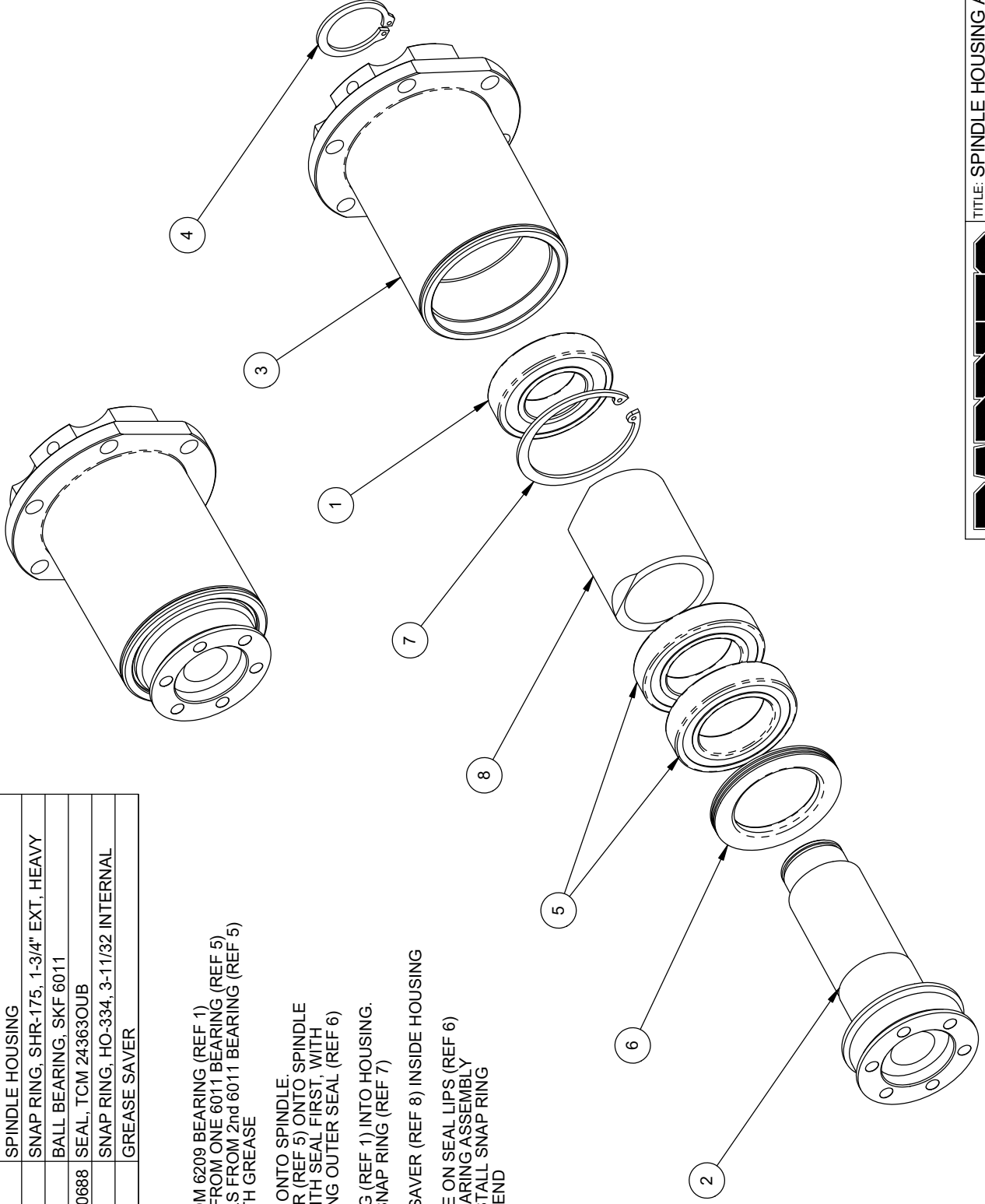
REMOVE SEALS FROM 6209 BEARING (REF 1)
 REMOVE ONE SEAL FROM ONE 6011 BEARING (REF 5)
 REMOVE BOTH SEALS FROM 2nd 6011 BEARING (REF 5)
 PACK BEARINGS WITH GREASE

PRESS SEAL (REF 6) ONTO SPINDLE
 PRESS BEARING PAIR (REF 5) ONTO SPINDLE
 INSTALL BEARING WITH SEAL FIRST, WITH
 BEARING SEAL FACING OUTER SEAL (REF 6)

PRESS 6209 BEARING (REF 1) INTO HOUSING.
 INSTALL INTERNAL SNAP RING (REF 7)

PUT 11341 GREASE SAVER (REF 8) INSIDE HOUSING

PUT PLENTY GREASE ON SEAL LIPS (REF 6)
 PRESS SPINDLE / BEARING ASSEMBLY
 INTO HOUSING & INSTALL SNAP RING
 (REF 4) ON SPINDLE END



TITLE: SPINDLE HOUSING ASSEMBLY

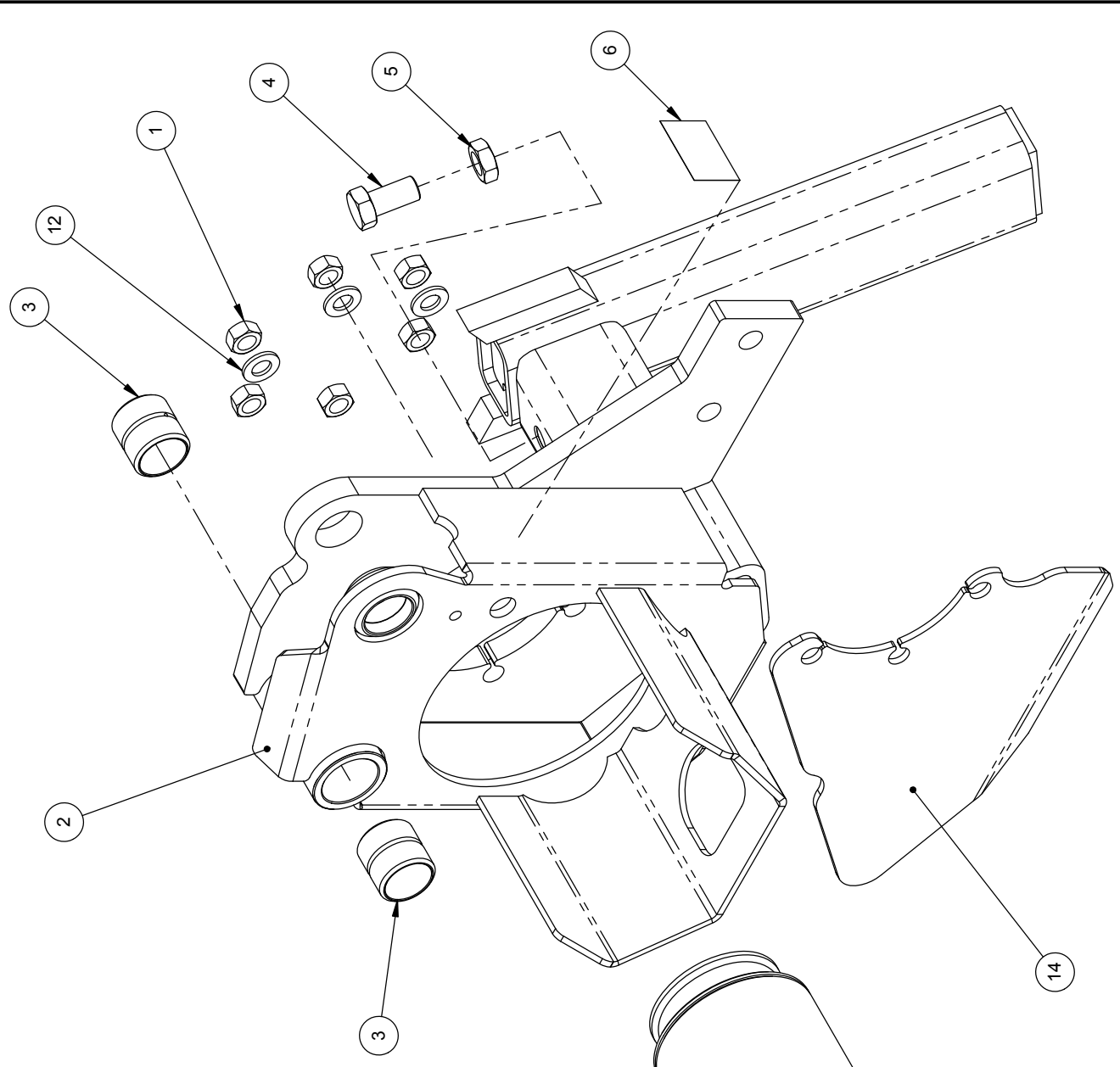
BARRETO

PRODUCT LINE: 1324 TK - 2324 TK DATE: 04/06

SCALE: 1:4

SHEET 1 OF 1 DWG# 00298

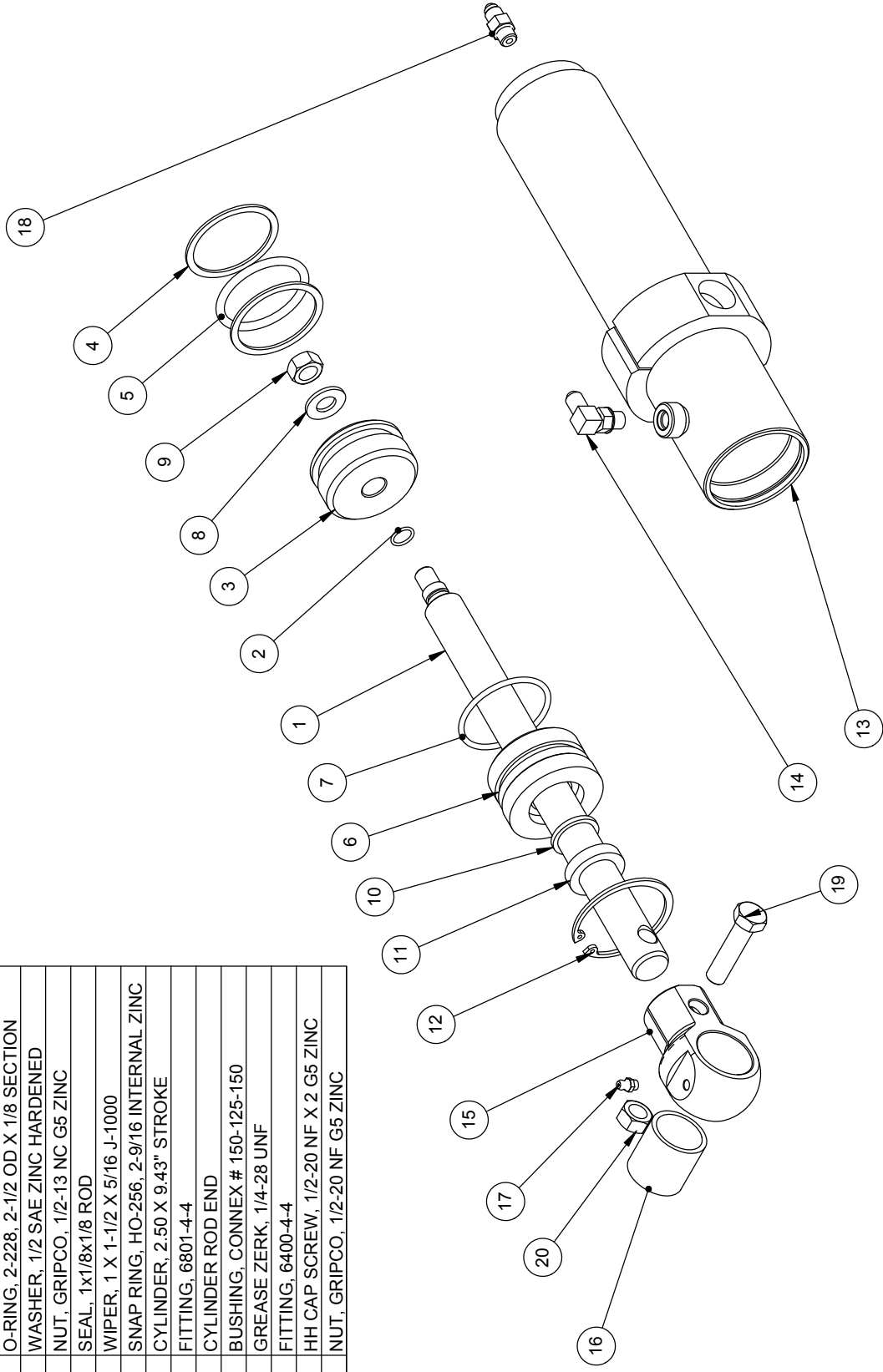
REF. QTY.	PART NO.	DESCRIPTION
1	05076	NUT, GRIPCO, 1/2-20 NF G5 ZINC
2	11217R	CHAIN MOTOR HOUSING
3	03502	BUSHING, CONNEX 1.5X1.25X1
4	05260	HH CAP SCREW, 5/8-11 NC X 1-1/4 G5 ZINC
5	10707	NUT, JAM, 5/8-11 NC ZINC
6	03040-04	DECAL, "GREASE DAILY"
7	00298	SPINDLE HOUSING ASSEMBLY
8	05251	HH CAP SCREW, 1/2-20 NF X 2 G5 ZINC
9	11016t	GREASE HOSE, 12"
10	11047	BULKHEAD COUPLER 1/8F NPT, 1/8F NPT
11	05256	GREASE ZERK, 1/8 NPT
12	05102-M	1/2" WASHER, TURNED
13	05102	WASHER, 1/2 SAE ZINC HARDENED
14	11963	FIN



BARRETO

TITLE: MOTOR HOUSING ASSEMBLY
 3" BOOM MOUNT
 PRODUCT LINE: TRACK TRENCHER DATE: 11/06
 SCALE: 1:4
 SHEET 1 OF 1 DWG# 00299 R1

REF	QTY.	PART NO.	DESCRIPTION
1	1	02701	CYLINDER ROD
2	1	03232	O-RING, 2-014, 5/8 OD X 1/16 SECTION
3	1	02612	PISTON
4	2	03237	BACK-UP RING, 8-330N90 PARBAK
5	1	03236	O-RING, 2-330, 2-1/2 OD X 3/16 SECTION
6	1	02613	CYLINDER END
7	1	03234	O-RING, 2-228, 2-1/2 OD X 1/8 SECTION
8	1	05102	WASHER, 1/2 SAE ZINC HARDENED
9	1	05046	NUT, GRIPCO, 1/2-13 NC G5 ZINC
10	1	03259	SEAL, 1X1/8X1/8 ROD
11	1	03255	WIPER, 1 X 1-1/2 X 5/16 J-1000
12	1	05211	SNAP RING, HO-256, 2-9/16 INTERNAL ZINC
13	1	10704	CYLINDER, 2.50 X 9.43" STROKE
14	1	04555	FITTING, 6801-4-4
15	1	02616	CYLINDER ROD END
16	1	03502	BUSHING, CONNEX # 150-125-150
17	1	05044	GREASE ZERK, 1/4-28 UNF
18	1	04560	FITTING, 6400-4-4
19	1	05251	HH CAP SCREW, 1/2-20 NF X 2 G5 ZINC
20	1	05076	NUT, GRIPCO, 1/2-20 NF G5 ZINC



BARRETO

TITLE: CYLINDER ASSEMBLY
2.5 X 9.43" STROKE

PRODUCT LINE: TRACK TRENCHER

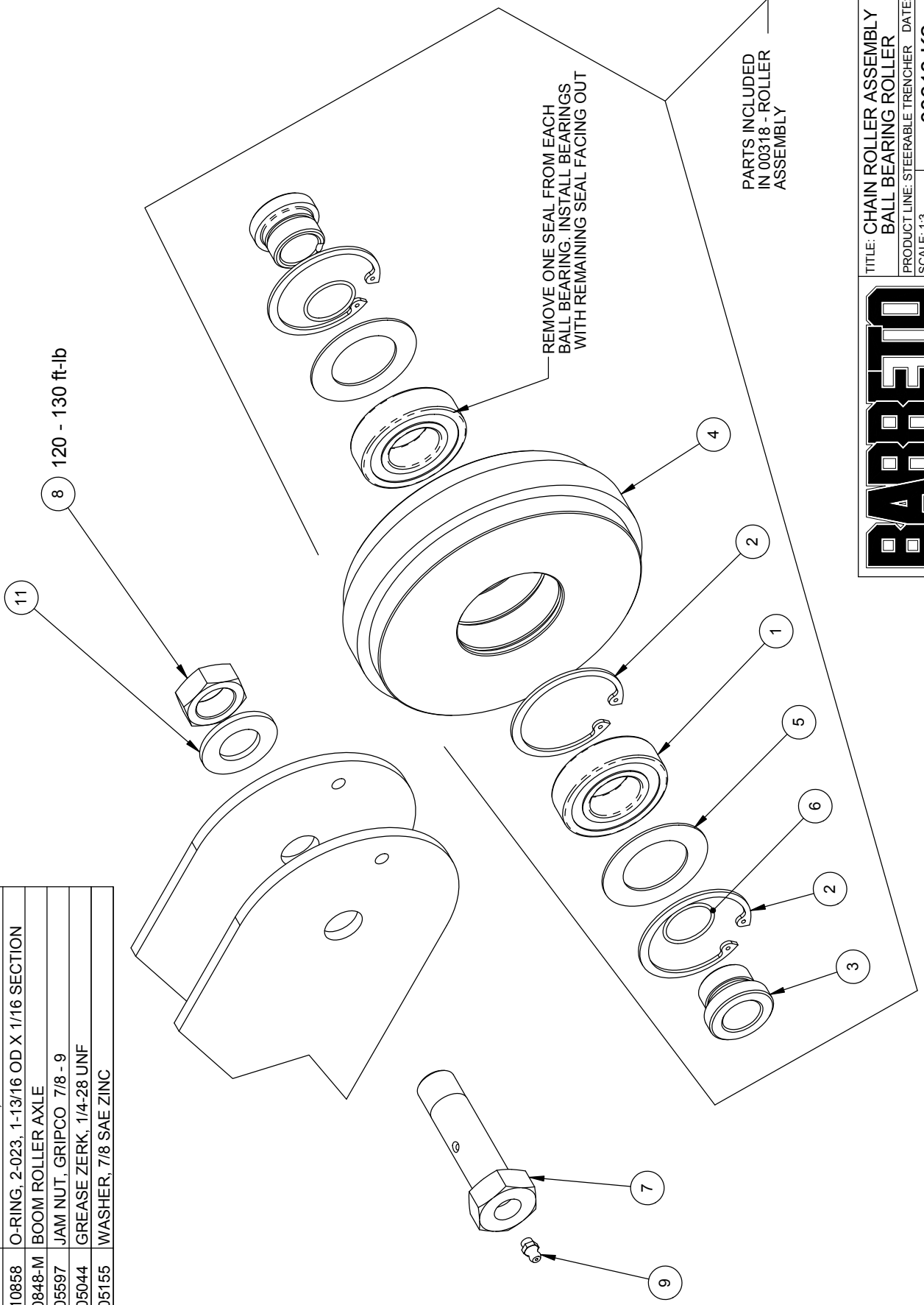
DATE: 11/13/06

SCALE: 1:4

SHEET 1 OF 1

DWG# 00303

REF	QTY.	PART NO.	DESCRIPTION
1	2	03280	BALL BEARING, SKF 6206
2	3	10742	SNAP RING, HO-244, 2-7/16 INTERNAL
3	2	10743	SPACER
4	1	02621-B	CHAIN ROLLER, BALL BRG
5	2	10745	THRUST WASHER, 1.501 X 2.434 X .060 ZINC
6	2	10858	O-RING, 2-023, 1-13/16 OD X 1/16 SECTION
7	1	10848-M	BOOM ROLLER AXLE
8	1	05597	JAM NUT, GRIPCO 7/8 - 9
9	1	05044	GREASE ZERK, 1/4-28 UNF
11	1	05155	WASHER, 7/8 SAE ZINC



BARRETO

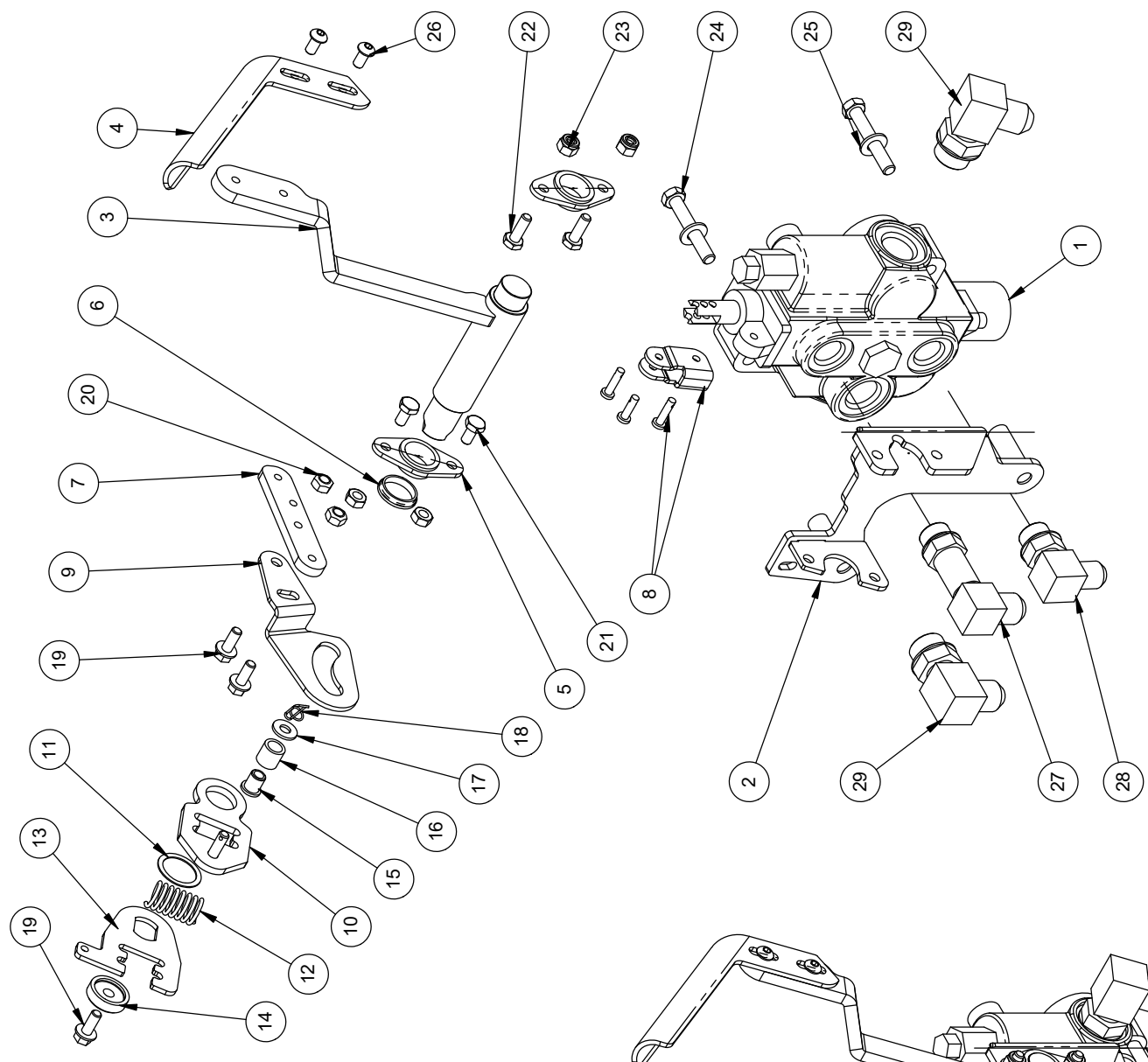
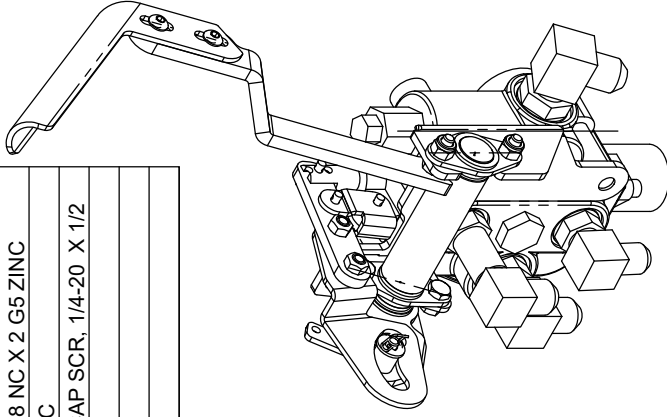
TITLE: CHAIN ROLLER ASSEMBLY
BALL BEARING ROLLER

PRODUCT LINE: STEERABLE TRENCHER DATE:08/05

SCALE: 1:3
SHEET 1 OF 1

DWG# 00318-K2

ITEM NO.	QTY.	PART NO.	DESCRIPTION
1	1	04509	VALVE, PRINCE RD4100, 3500 PSI
2	1	12801	LEVER BRACKET
3	1	12799 R1	LEVER BASE
4	1	12798 R1	TRENCH LEVER
5	2	12381	IGUS FLANGE JFL-20
6	1	12806	SPACER
7	1	12843	VALVE ROCKER PLATE
8	1	04509-01	VALVE LINK W/ PINS
9	1	12800	VALVE ROCKER
10	1	12803	CUSHION ARM
11	1	10300	THRUST WASHER, .880 X 1.123 X .030, HARD
12	1	12905	SPRING, CENTURY 72074 S
13	1	12802	LEVER ARM
14	1	12805	CAP WASHER
15	1	03029-04	BUSHING, MICRO PLASTICS 12SWS1048
16	1	12804	VALVE ROLLER
17	1	05081	WASHER, 1/4 SAE ZINC
18	1	05038	RUE RING COTTER #8
19	3	05069	WHIZ-LOCK 1/4 - 20 X 5/8
20	4	10773	NUT, GRIPCO, 1/4-20 NC G5 ZINC
21	2	05557	HH CAP SCREW, 1/4-20 NC X 1/2 G5 ZINC
22	2	05554	HH CAP SCREW, 1/4-20 NC X 3/4 G5 ZINC
23	2	05096	NUT, NYLOCK, 1/4-20 NC ZINC
24	2	05566	HH CAP SCREW, 5/16-18 NC X 2 G5 ZINC
25	2	05068	WASHER, 5/16 SAE ZINC
26	2	05507	BUTTON HD SOCKET CAP SCR, 1/4-20 X 1/2
27	1	04533	FITTING, 6801-8-8-LL
28	1	04554	FITTING, 6801-8-8
29	2	04211	FITTING, 6801-8-10



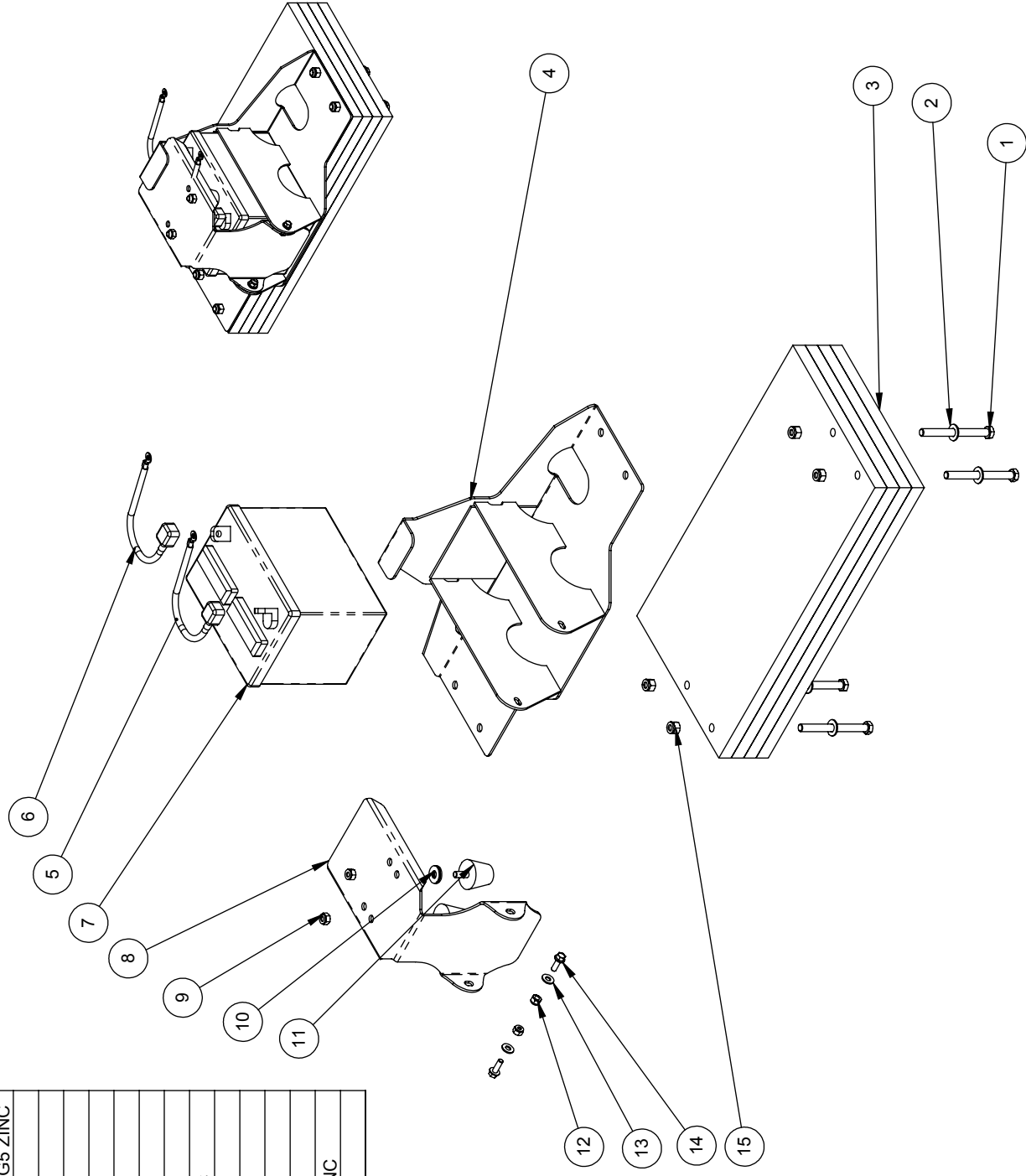
BARRETO

TITLE: CONTROL VALVE ASSEMBLY, TK

PRODUCT LINE: TK- RTN DATE: 5-14

SCALE: 1:4 DWG# 00322 R1-RTN
SHEET 1 OF 1

REF	QTY.	PART NO.	DESCRIPTION
1	4	10757	HH CAP SCREW, 3/8-16 NC X 4 G5 ZINC
2	4	05101	WASHER, 3/8 SAE ZINC
3	4	11634	WEIGHT, 3/4 X 10
4	1	11539	BATTERY MOUNT
5	1	11321	BATTERY CABLE, POS
6	1	11322	BATTERY CABLE, NEG
7	1	11537	BATTERY, GT-X U1 300
8	1	11542-ASSY	BATTERY CAP, W/ PAD
9	2	05273	NUT, NYLOCK, 5/16-18 NC ZINC
10	4	10615	WASHER, 5/16 USS ZINC
11	2	11258	RUBBER BUMPER
12	2	05096	NUT, NYLOCK, 1/4-20 NC ZINC
13	2	05081	WASHER, 1/4 SAE ZINC
14	2	05049	WHIZ LOCK, 1/4-20 NC X 3/4 ZINC
15	4	05073	NUT, NYLOCK, 3/8-16 NC ZINC



BARRETO

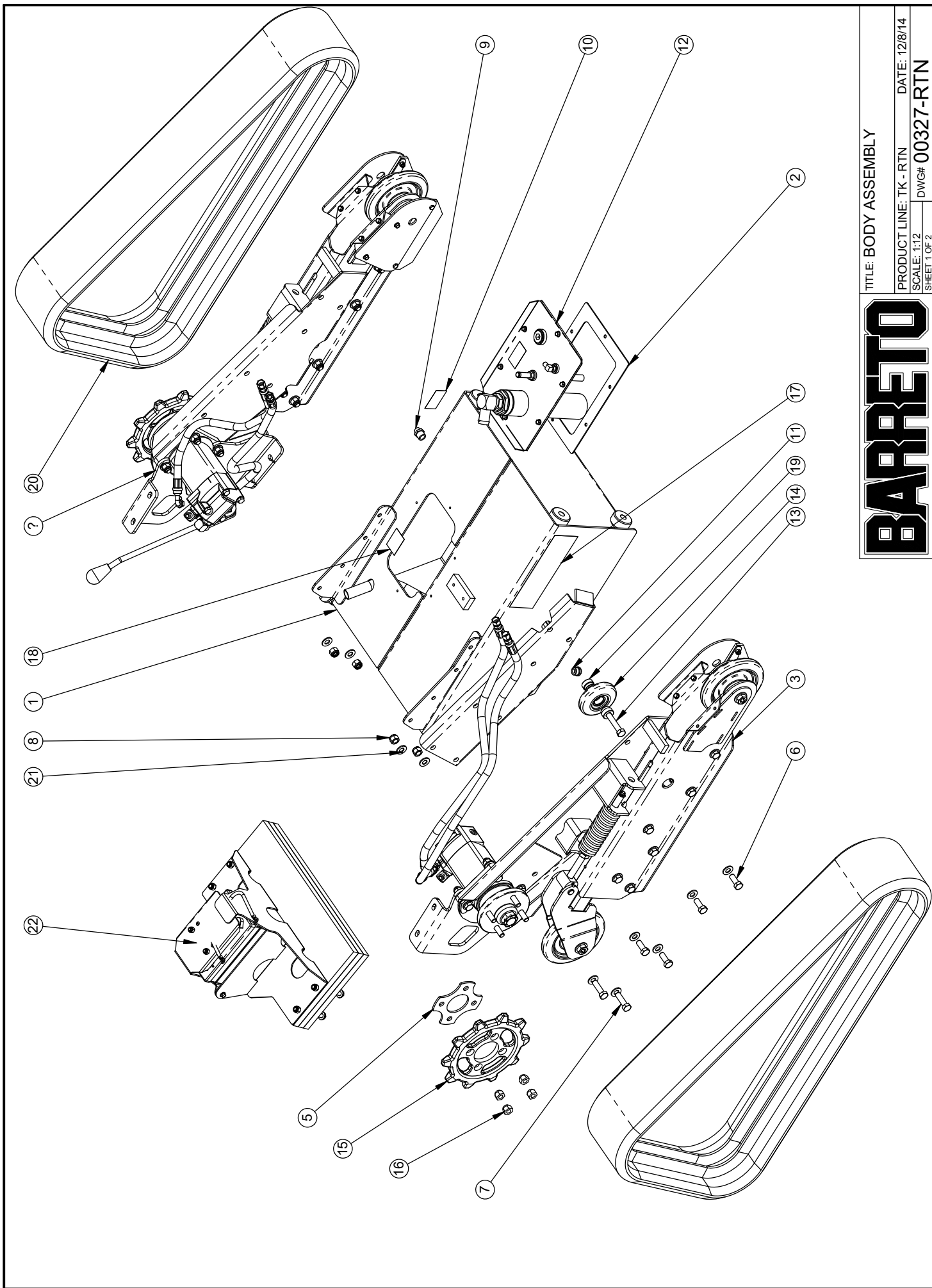
TITLE: BATTERY & WEIGHT OPTIONS

PRODUCT LINE: TK TRENCHERS .RTN DATE: 10/14

SCALE: 1:8

SHEET 1 OF 1

DWG# 00326 R1



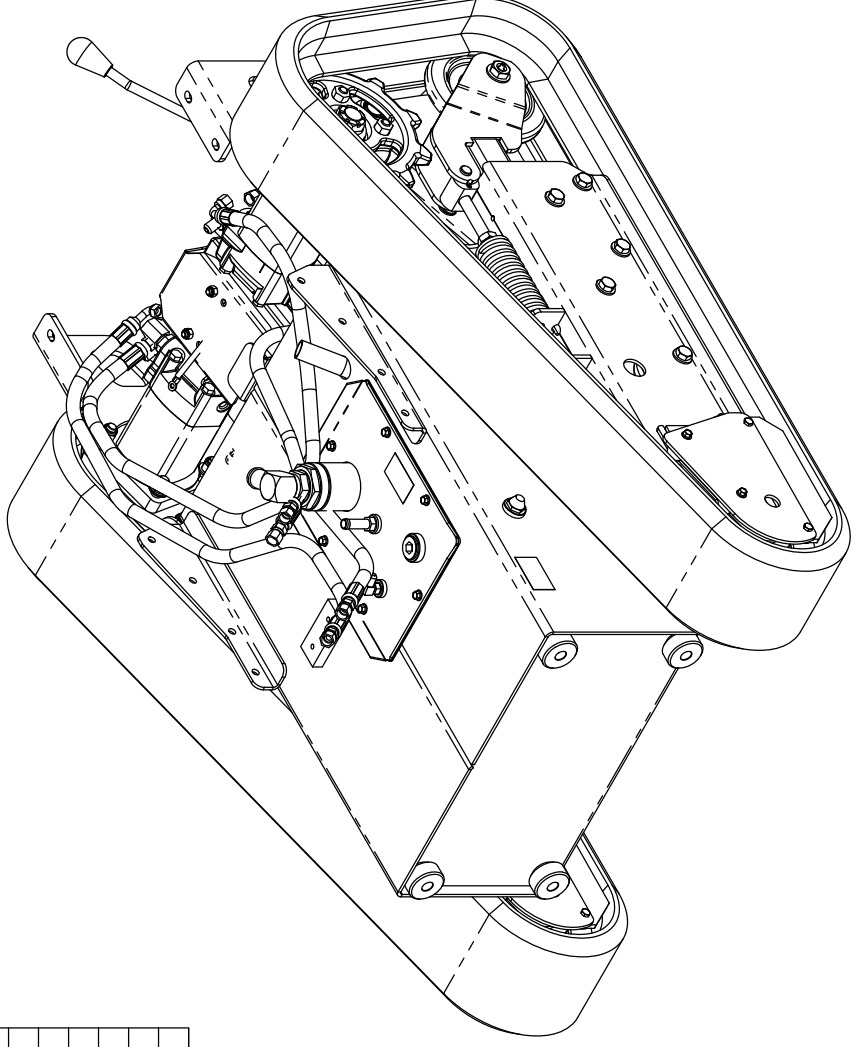
TITLE: BODY ASSEMBLY

PRODUCT LINE: TK - RTN DATE: 12/8/14

SCALE: 1:12 DWG# 00327-RTN
SHEET 1 OF 2

BARRETO

ITEM NO.	QTY.	PART NO.	DESCRIPTION
1	1	101270-T2	BODY, TRACK TRENCHER
2	1	12906	LID GASKET
3	1	100334-RTN	CARRIAGE, RIGHT
4	1	100333-RTN	CARRIAGE, LEFT
5	2	12354	SPROCKET SHIM
6	8	05323	HH CAP SCREW, 1/2-13 NC X 1-1/4 G5 ZINC
7	4	05129	HH CAP SCREW, 1/2-13 NC X 1-3/4 G5 ZINC
8	4	05098	NUT, NYLOCK, 1/2-13 NC ZINC
9	1	103503	SIGHT GAUGE
10	1	103040-57	DECAL, "HYDRAULIC OIL LEVEL"
11	1	10361	FITTING, 6409-8 PLUG
12	1	100459	LID ASSEMBLY
13	2	11447	HH CAP SCREW, 1/2-13 NC X 2-1/2 G5 ZN
14	2	00366	MID ROLLER ASSY
15	2	10874	TRACK SPROCKET
16	8	05042	NUT, LUG, 1/2-20 NF
17	1	104450-04	DECAL, 1624-TK, OR 04450-03 "1324-TK"
18	1	103341-18	DECAL, TRENCHER S/N
19	4	11155	ROLLER SPACER, SHORT
20	2	10964	TRACK, 180 X 36 X 72
21	16	05102	WASHER, 1/2 SAE ZINC HARDENED
22	1	100326 R1	WEIGHT & BATTERY OPTIONS



TITLE: BODY ASSEMBLY

BARRETO

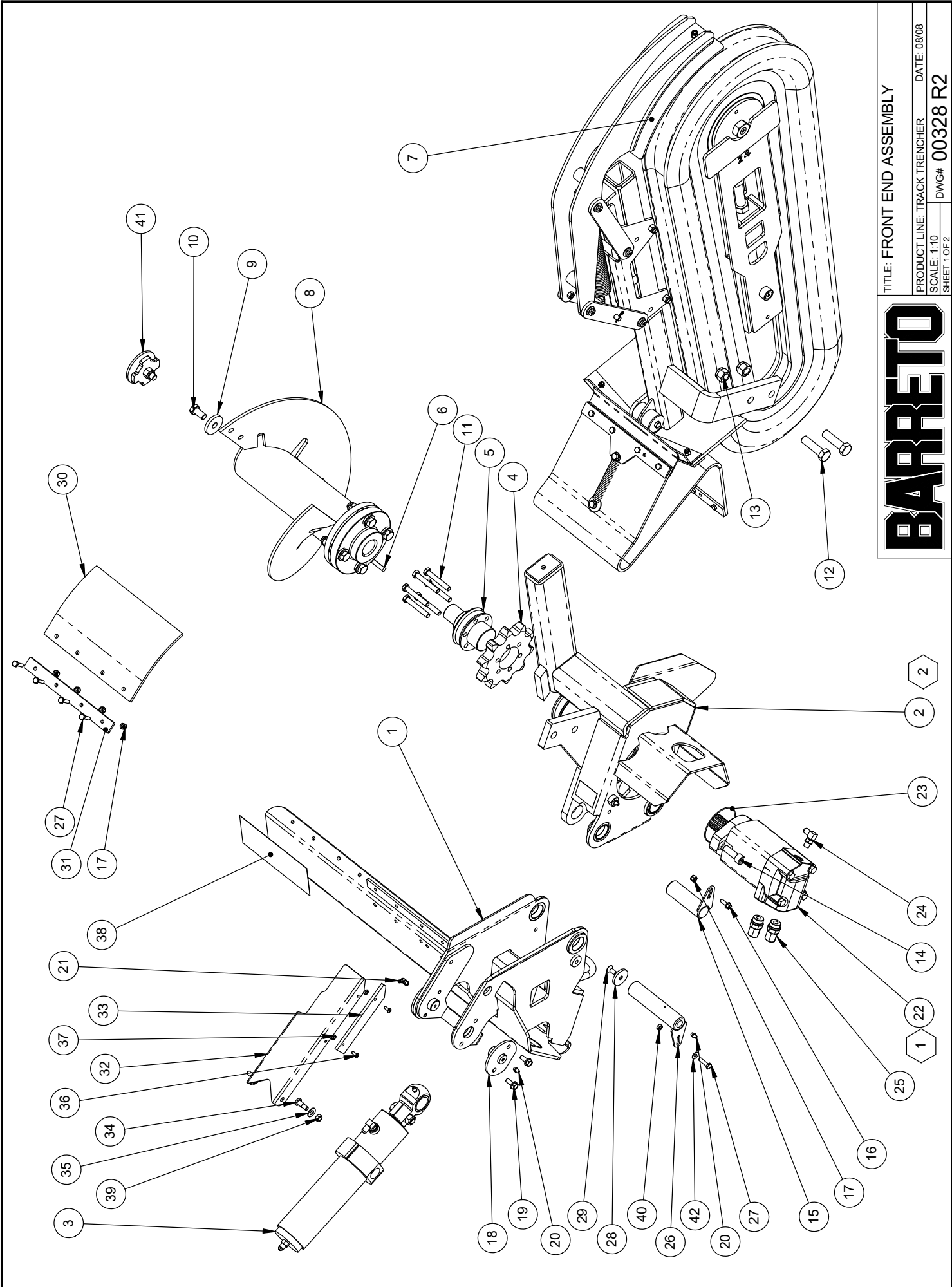
PRODUCT LINE: TK - RTN

DATE: 12/8/14

SCALE: 1:10

DWG# 00327-RTN

SHEET 2 OF 2



TITLE: FRONT END ASSEMBLY

PRODUCT LINE: TRACK TRENCHER DATE: 08/08

SCALE: 1:10

SHEET 1 OF 2

DWG# 00328 R2

BARRETO

REF	QTY.	PART NO.	DESCRIPTION
1	1	10850 R4	FRONT END
2	1	00299 R1	MOTOR HOUSING ASSEMBLY
3	1	00303	CYLINDER ASSEMBLY
4	1	02710B	10T SPROCKET
5	1	11219	AUGER DRIVER
6	1	05015	KEY, 5/16 X 5/16 X 1-1/4
7	1	00368 R1	CHAIN / BOOM / GUARD OPTIONS
8	1	00372	AUGER ASSEMBLY
9	1	10037	AUGER KEEPER
10	1	05067	HH CAP SCREW, 1/2-13 NC X 1 G5 ZINC
11	6	05289	HH CAP SCREW, 3/8-24 NF X 2-1/2 G8 ZINC
12	2	05332	HH CAP SCREW, 5/8-11 NC X 2-1/4 G5 ZINC
13	2	05099	NUT, NYLOCK, 5/8-11 NC ZINC
14	2	05586	SH CAP SCREW, 1/2-13 NC X 1-1/2 ZINC
15	1	10546	CYLINDER ROD PIN
16	1	05049	WHIZ LOCK, 1/4-20 NC X 3/4 ZINC
17	5	05096	NUT, NYLOCK, 1/4-20 NC ZINC
18	2	10281	CYLINDER PIN
19	4	05140	WHIZ LOCK, 5/16-18 NC X 3/4 ZINC
20	2	05044	GREASE ZERK, 1/4-28 UNF
21	1	05307	GREASE ZERK, 1/4-28 UNF 90°
22	1	10683	CHAIN MOTOR 11.9 CI
23	1	10689	O-RING, 2-042, 3-3/8 OD X 1/16 SECTION
24	1	04555	FITTING, 6801-4-4
25	2	04557	FITTING, 6802-8-10
26	1	10728-5.4	PIVOT PIN, 5-3/8
27	5	05237	HH CAP SCREW, 1/4-20 NC X 1 G5 ZINC
28	1	10626	PIVOT PIN WASHER
29	1	10627	C-SINK HD CAP SCR. 31 X .75 NC Z
30	1	03906	AUGER FLAP
31	2	11962	FLAP CLAMP
32	1	10925	ROD GUARD
33	1	10926	GUARD SLIDER
34	2	05109	BH SHOULDER SCREW, 3/8 X 1/2
35	2	05101	WASHER, 3/8 SAE ZINC
36	2	05233	SCREW #10-24 X 1/2 PPH
37	2	05265	NUT, #10-24 NC
38	1	03341-05	DECAL, DANGER, CHAIN
39	2	05264	NUT, 5/16-18 NC ZINC
40	1	10773	NUT, GRIPCO, 1/4-20 NC G5 ZINC
41	1	11642	AUGER CAP
42	1	05081	WASHER, 1/4 SAE ZINC

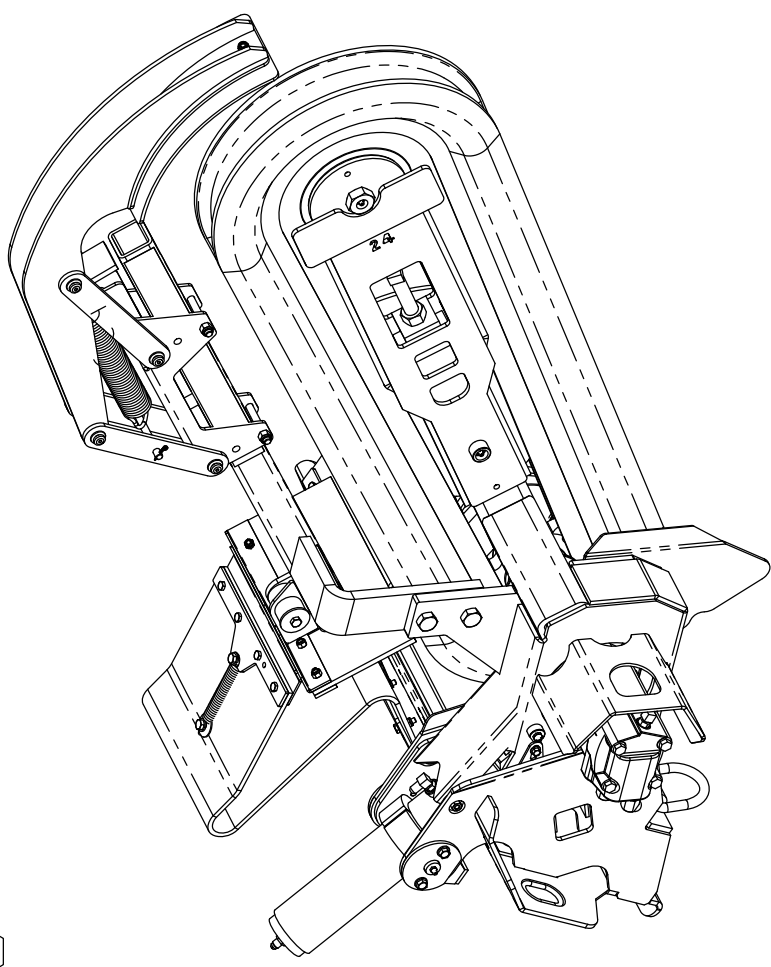
2

1

13 HP MODELS USE 9.6 CI CHAIN MOTOR PN 10684
23 HP MODELS USE 14.9 CI CHAIN MOTOR PN 10621

2

EARLY MODELS USE 00299 MOTOR HOUSING ASSEMBLY
CURRENT MODELS USE 00299R MOTOR HOUSING ASSEMBLY



1

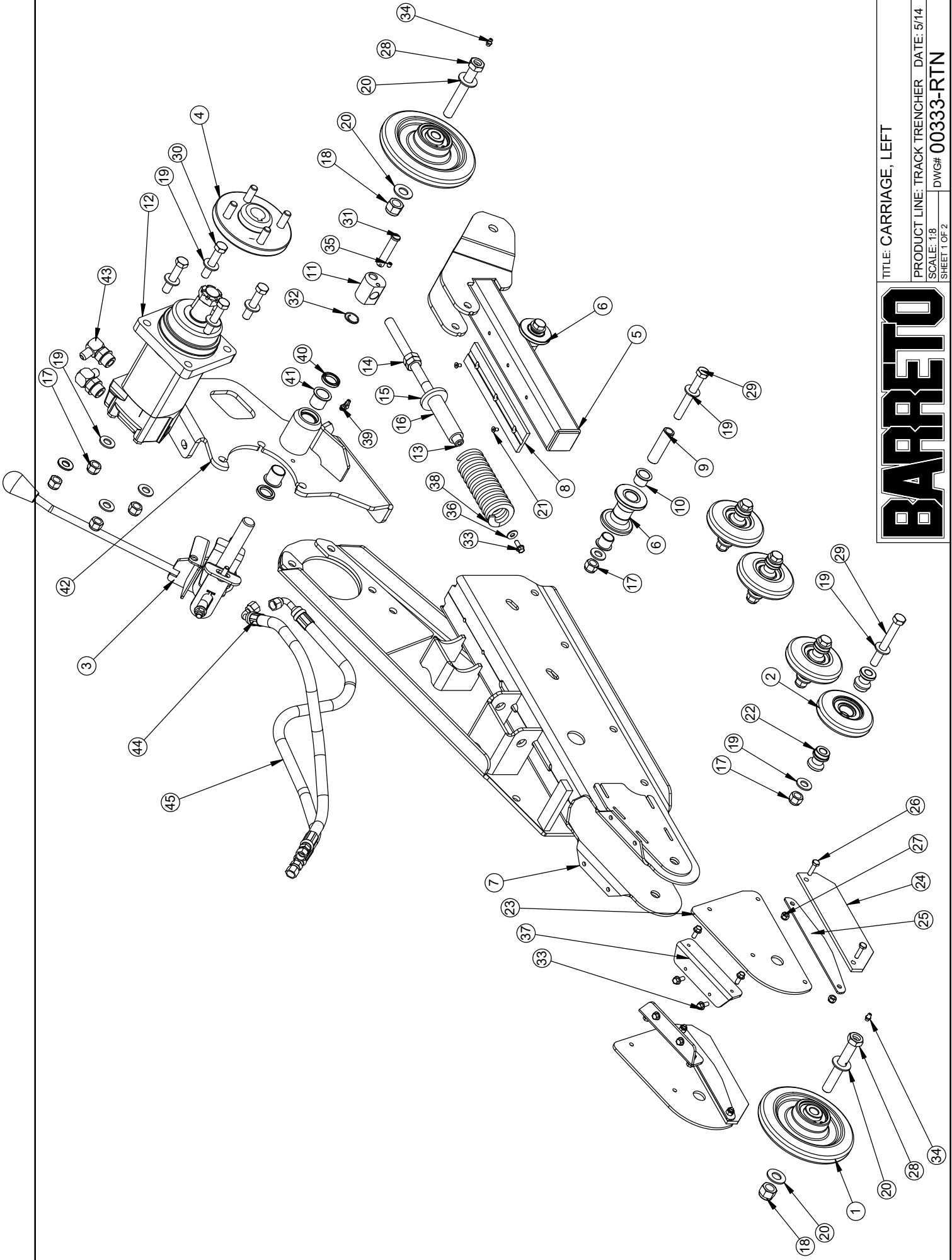
BARRETO

TITLE: FRONT END ASSEMBLY

PRODUCT LINE: TRACK TRENCHER DATE: 11/08

SCALE: 1:10

SHEET 2 OF 2 DWG# 00328 R2



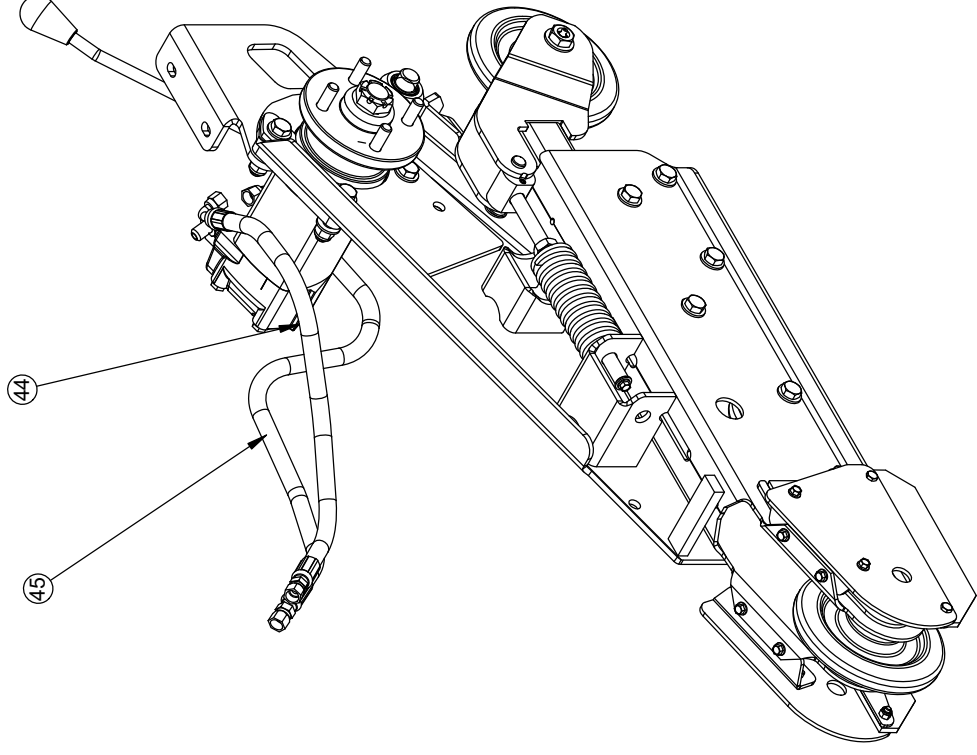
TITLE: CARRIAGE, LEFT

PRODUCT LINE: TRACK TRENCHER DATE: 5/14

SCALE: 1:8 DWG# 00333-RTN

BARRETO

ITEM NO.	QTY.	PART NO.	DESCRIPTION
1	2	00335	IDLER ASSEMBLY
2	4	00366	MID ROLLER ASSY
3	1	00546	PARK BRAKE ASSEMBLY
4	1	10827	WHEEL HUB, 1-1/4" TAPERED, SOLID
5	1	10876	IDLER ARM
6	2	10907	ARM ROLLER
7	1	10849-L	LEFT CARRIAGE
8	1	10910	ARM SLIDER
9	2	10908	SPACER
10	4	10272	BUSHING, IGUS MFI-1214-12
11	1	11156	TENSIONER END
12	1	04708	MOTOR, RR 29 Ci, 475cc W/SEAL GARD
13	1	11170	TENSIONER STUD
14	2	10707	NUT, JAM, 5/8-11 NC ZINC
15	1	11157	WASHER, TENSION SPRING
16	1	11470	SPRING GUIDE
17	10	05098	NUT, NYLOCK, 1/2-13 NC ZINC
18	2	05099	NUT, NYLOCK, 5/8-11 NC ZINC
19	21	05102	WASHER, 1/2 SAE ZINC HARDENED
20	4	05272	WASHER, 5/8 SAE ZINC HARDENED
21	2	05084	HEX SOCKET FH CAP SCREW, #10-24 X 3/8
22	8	11144	ROLLER SPACER
23	2	11247	ROLLER GUARD
24	2	11475	FLAP
25	2	11474	FLAP BACKING
26	4	05237	HH CAP SCREW, 1/4-20 NC X 1 G5 ZINC
27	4	05096	NUT, NYLOCK, 1/4-20 NC ZINC
28	2	11490	ROLLER AXLE, 5/8 X 4-1/2"
29	6	05590	HH CAP SCREW, 1/2-13 NC X 4 G5 ZINC
30	4	11447	HH CAP SCREW, 1/2-13 NC X 2-1/2 G5 ZN
31	1	05250	CLEVIS PIN, 1/2 X 2-1/2 ZINC
32	1	05039-7	CIRCLE COTTER, CC-7
33	9	05069	WHIZ LOCK, 1/4-20 NC X 5/8 ZINC
34	2	05044	GREASE ZERK, 1/4-28 UNF
35	1	05021	SET SCREW, 1/4-20 UNC X 5/16, CUP POINT
36	1	05078	WASHER, 1/4 USS ZINC
37	2	11251	ROLLER GUARD MOUNT
38	1	11674	SPRING, CENTURY D-1378
39	1	05307	GREASE ZERK, 1/4-28 UNF 90°
40	2	11711	ROD WIPER, .875 X 1.25 X .188
41	2	11680	BUSHING, IGUS LFI-1416-16
42	1	12917-L	WEIGHT MOUNT, E-BRAKE
43	2	10405	FITTING, 6801-6-10
44	1	12841	HOSE, REAR PUMP LEFT / LEFT MOTOR TOP
45	1	12842	HOSE, REAR PUMP RT / LEFT MOTOR BOTTOM

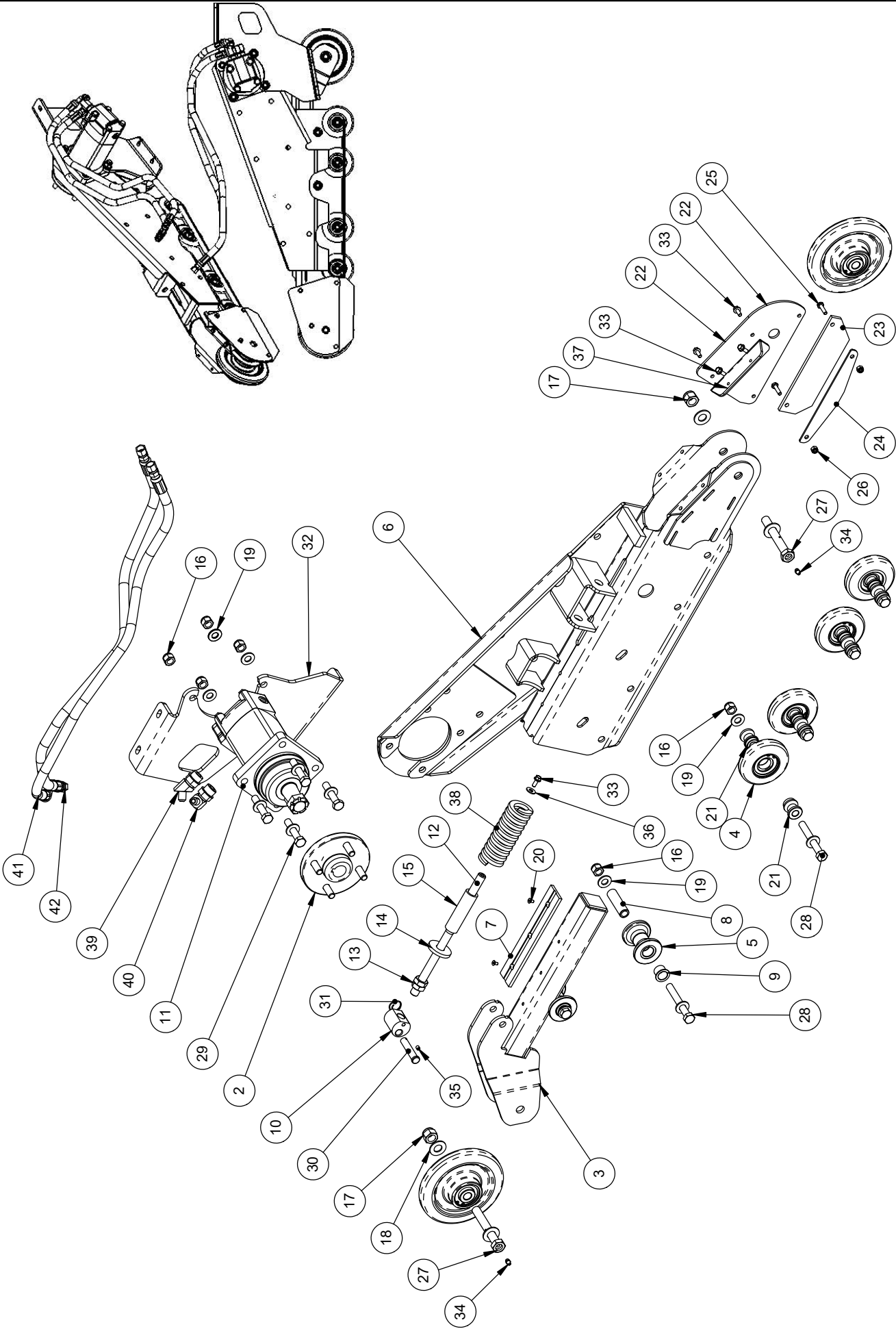


BARRETO

TITLE: CARRIAGE, LEFT

PRODUCT LINE: TRACK TRENCHER DATE: 5/14

SCALE: 1:8 SHEET 2 OF 2 DWG# 00333-RTN



TITLE: RIGHT CARRAIGE

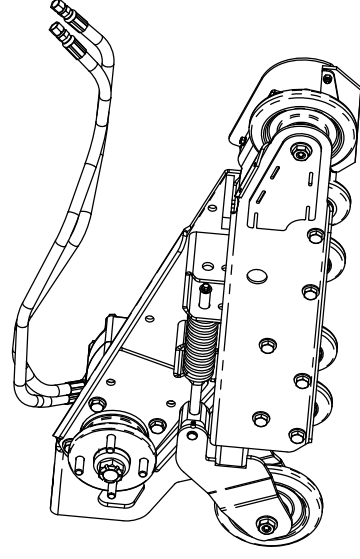
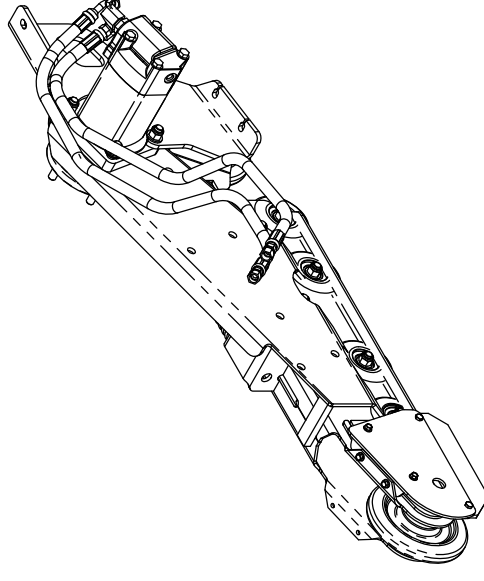
PRODUCT LINE: TRACK TRENCHER, RTN DATE: 5/14

SCALE: 1:10

SHEET 1 OF 2 DWG# 00334-RTN

BARRETO

ITEM NO.	QTY.	PART NO.	DESCRIPTION	ITEM NO.	QTY.	PART NO.	DESCRIPTION
1	2	00335	IDLER ASSEMBLY	22	1	11247	ROLLER GUARD
2	1	10827	WHEEL HUB, 1-1/4" TAPERED, SOLID	23	1	11475	FLAP
3	1	10876	IDLER ARM	24	1	11474	FLAP BACKING
4	4	00366	MID ROLLER ASSY	25	2	05237	HH CAP SCREW, 1/4-20 NC X 1 G5 ZINC
5	2	10907	ARM ROLLER	26	2	05096	NUT, NYLOCK, 1/4-20 NC ZINC
6	1	10849-R	RIGHT CARRIAGE	27	2	11490	ROLLER AXLE, 5/8 X 4-1/2"
7	1	10910	ARM SLIDER	28	6	05590	HH CAP SCREW, 1/2-13 NC X 4 G5 ZINC
8	2	10908	SPACER	29	4	11447	HH CAP SCREW, 1/2-13 NC X 2-1/2 G5 ZN
9	4	10272	BUSHING, IGUS MFI-1214-12	30	1	05250	CLEVIS PIN, 1/2 X 2-1/2 ZINC
10	1	11156	TENSIONER END	31	1	05039-7	CIRCLE COTTER, CC-7
11	1	104708	MOTOR, RR 29 CI, 475cc W/SEAL GARD	32	1	12917-R	WEIGHT MOUNT, RIGHT
12	1	11170	TENSIONER STUD	33	5	05069	WHIZ LOCK, 1/4-20 NC X 5/8 ZINC
13	2	10707	NUT, JAM, 5/8-11 NC ZINC	34	2	05044	GREASE ZERK, 1/4-28 UNF
14	1	11157	WASHER, TENSION SPRING	35	1	05021	SET SCREW, 1/4-20 UNC X 5/16, CUP POINT
15	1	11470	SPRING GUIDE	36	1	05078	WASHER, 1/4 USS ZINC
16	10	05098	NUT, NYLOCK, 1/2-13 NC ZINC	37	1	11251	ROLLER GUARD MOUNT
17	2	05099	NUT, NYLOCK, 5/8-11 NC ZINC	38	1	11674	SPRING, CENTURY D-1378
18	4	05272	WASHER, 5/8 SAE ZINC HARDENED	39	1	10406	FITTING, 6802-6-10
19	20	05102	WASHER, 1/2 SAE ZINC HARDENED	40	1	10405	FITTING, 6801-6-10
20	2	05084	HEX SOCKET FH CAP SCREW, #10-24 X 3/8	41	1	12840	HOSE, FR PUMP RT / RT MOTOR TOP
21	8	11144	ROLLER SPACER	42	1	12839	HOSE, FR PUMP LT / RT MOTOR BOTTOM



TITLE: RIGHT CARRIAGE

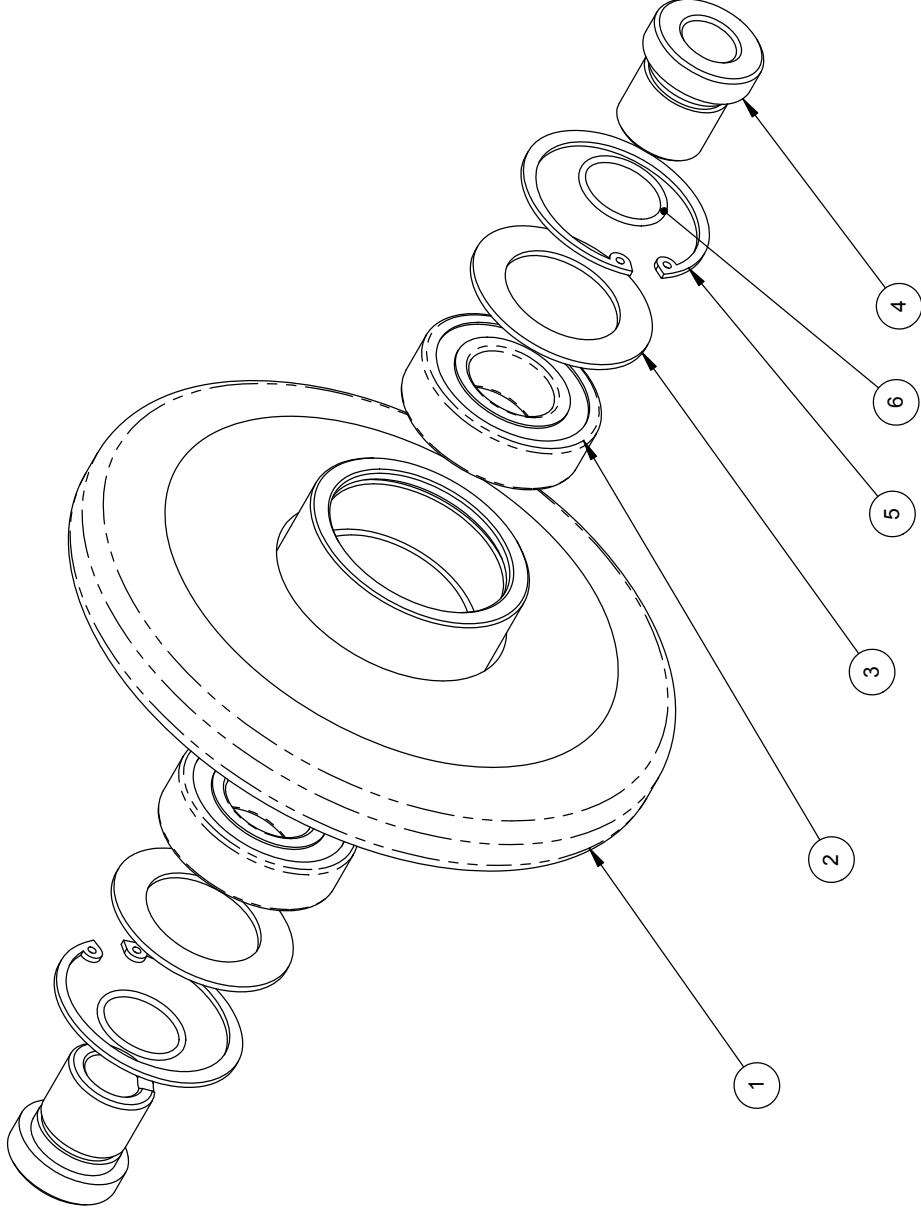
BARRETO

PRODUCT LINE: TRACK TRENCHER, RTN DATE: 5/14

SCALE: 1:8

SHEET 2 OF 2 DWG# 00334-RTN

REF QTY.	PART NO.	DESCRIPTION
1	10875	IDLER
2	03043	BALL BEARING, 6205
3	01026	SHIELD, OUTBOARD BEARING
4	10878	IDLER SPACER
5	05024	SNAP RING, HO-200, 2" INTERNAL
6	10887	O-RING, 2-020N70, 1 OD X 1/16 SECTION



TITLE: IDLER ASSEMBLY

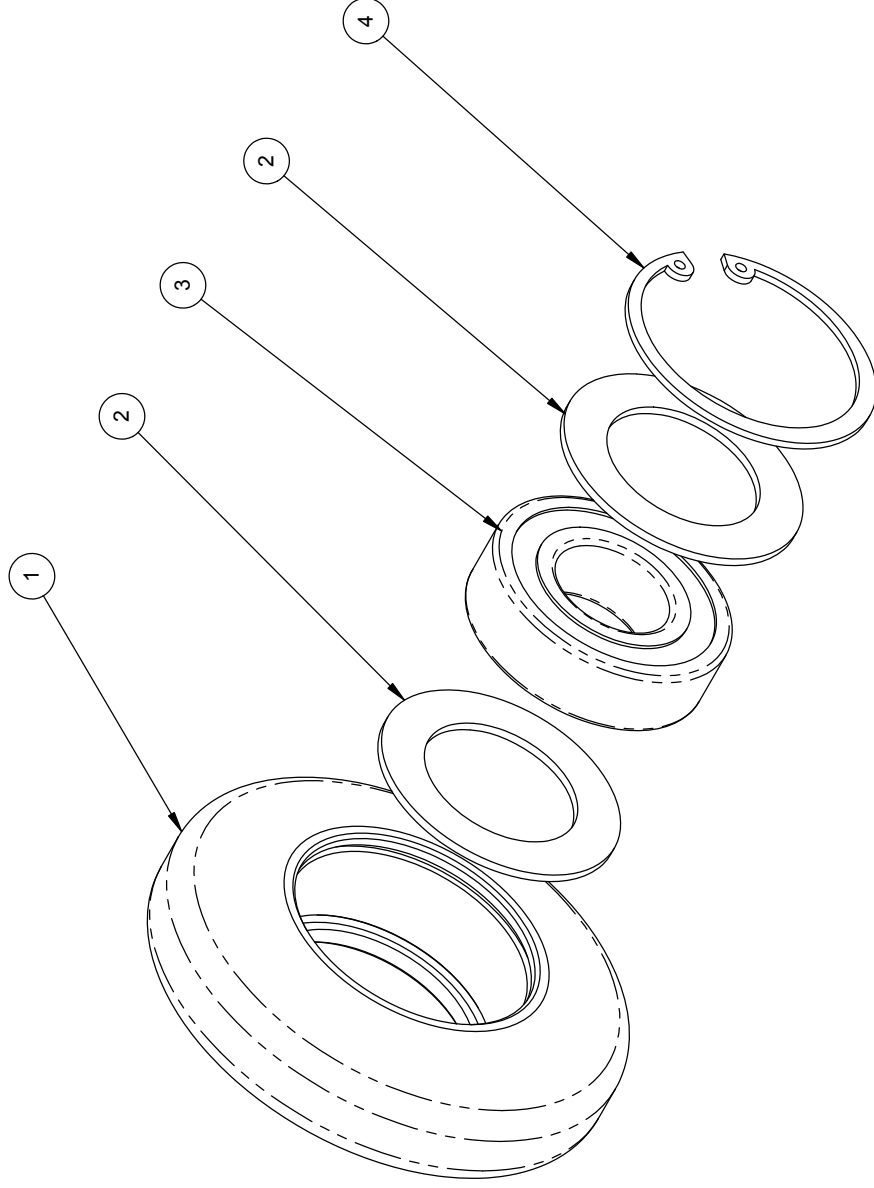
BARRETO

PRODUCT LINE: TRACK TRENCHER DATE: 11/06

SCALE: 1:2

SHEET 1 OF 1 DWG# 00335

REF	QTY.	PART NO.	DESCRIPTION
1	1	11473	SUPPORT ROLLER
2	2	01026	SHIELD, OUTBOARD BEARING
3	1	03043	BALL BEARING, 6205
4	1	05024	SNAP RING, HO-200, 2" INTERNAL



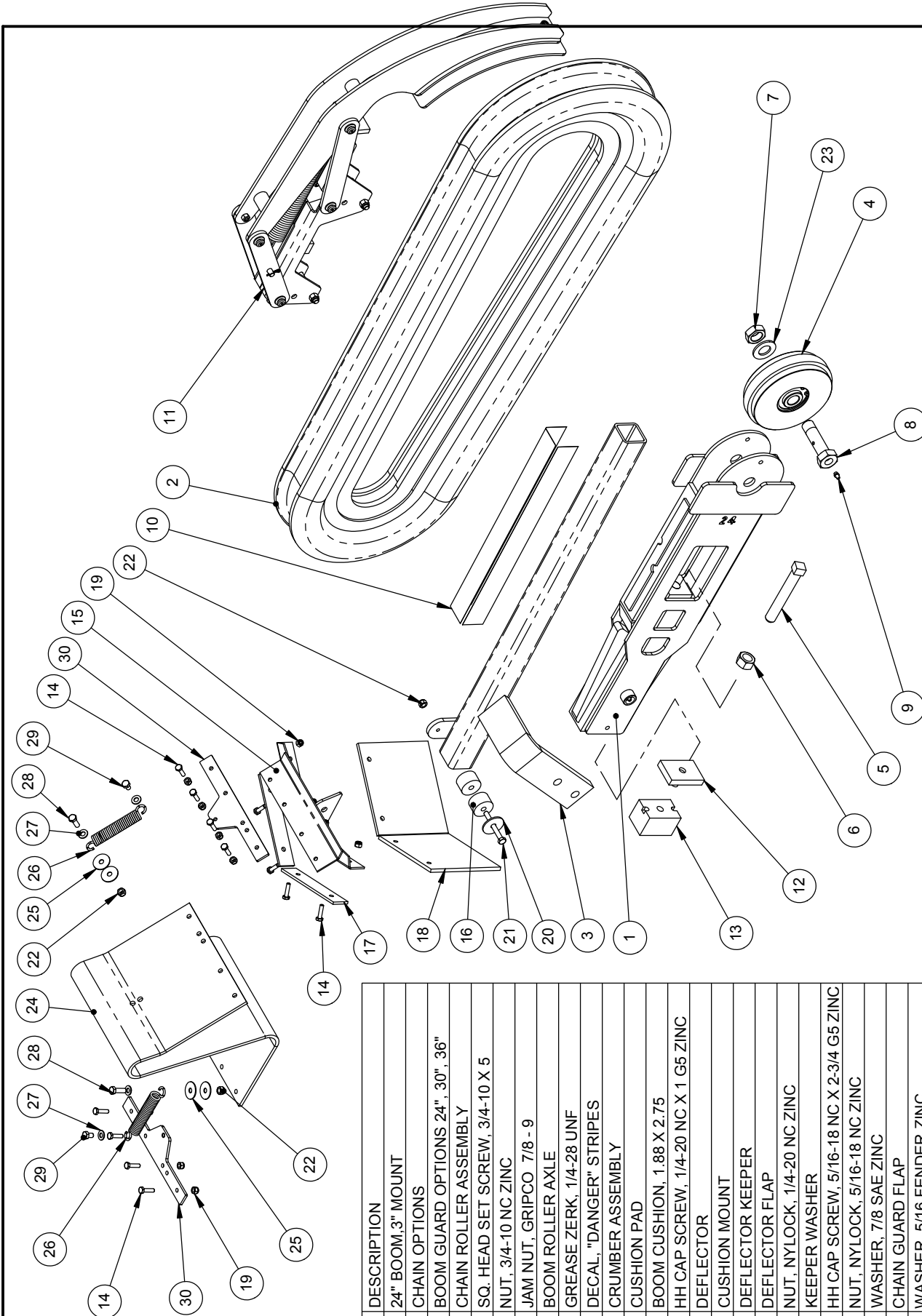
TITLE: MID ROLLER ASSEMBLY

BARRETO

PRODUCT LINE: TRACK TRENCHER DATE: 11/07

SCALE: 2:3

SHEET 1 OF 1 DWG# 00366



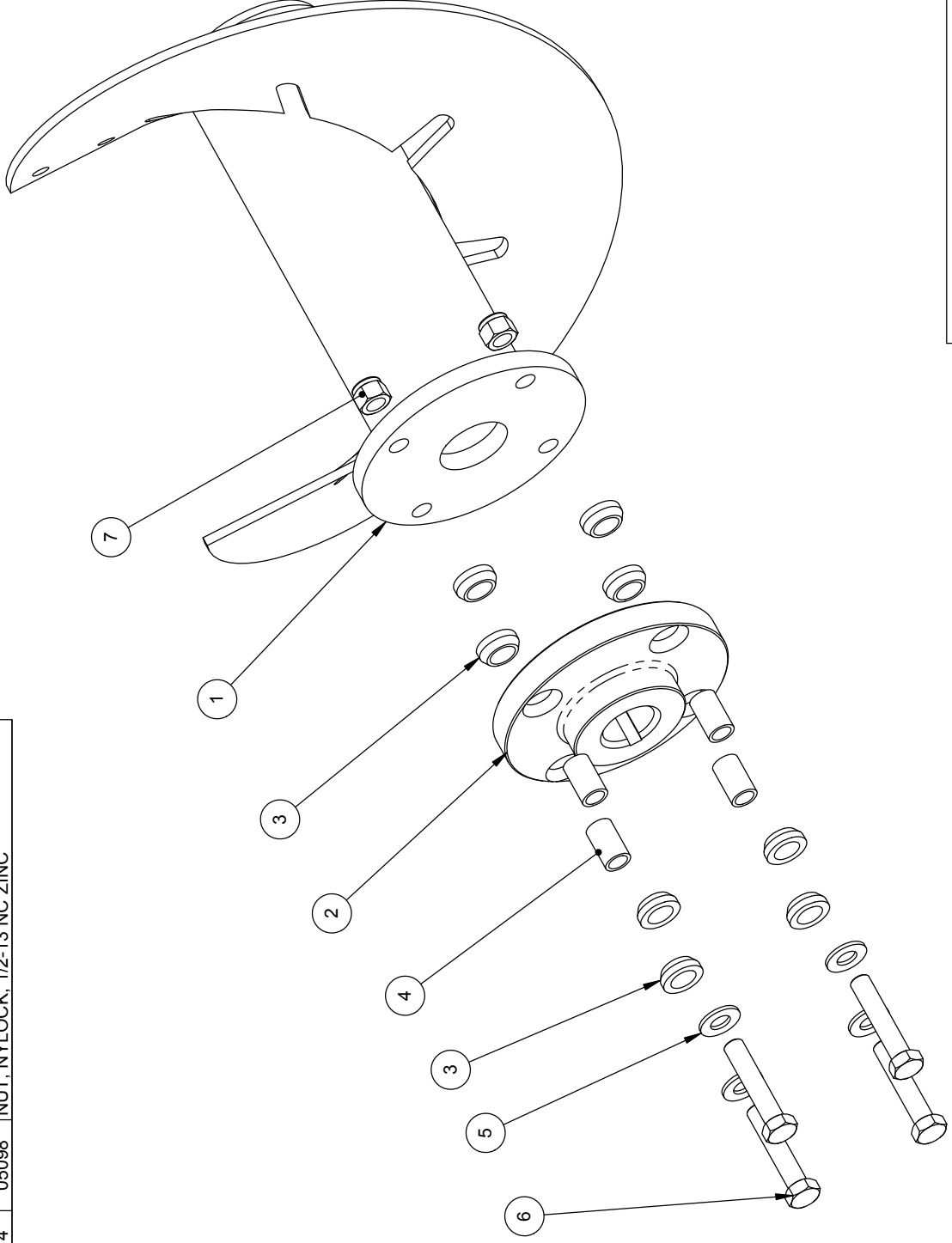
REF	QTY.	PART NO.	DESCRIPTION
1	1	01670-XX	24" BOOM, 3" MOUNT
2	1	034XX-XX	CHAIN OPTIONS
3	1	11218-XX	BOOM GUARD OPTIONS 24", 30", 36"
4	1	00318	CHAIN ROLLER ASSEMBLY
5	1	05230	SQ. HEAD SET SCREW, 3/4-10 X 5
6	1	05231	NUT, 3/4-10 NC ZINC
7	1	05597	JAM NUT, GRIPCO 7/8 - 9
8	1	10848-M	BOOM ROLLER AXLE
9	3	05044	GREASE ZERK, 1/4-28 UNF
10	3	03341-02	DECAL, "DANGER" STRIPES
11	1	A1390	CRUMBER ASSEMBLY
12	1	11645	CUSHION PAD
13	1	11644	BOOM CUSHION, 1.88 X 2.75
14	12	05237	HH CAP SCREW, 1/4-20 NC X 1 G5 ZINC
15	1	10930	DEFLECTOR
16	2	10929	CUSHION MOUNT
17	2	10931	DEFLECTOR KEEPER
18	2	10932	DEFLECTOR FLAP
19	12	05096	NUT, NYLOCK, 1/4-20 NC ZINC
20	1	01622	KEEPER WASHER
21	1	05065	HH CAP SCREW, 5/16-18 NC X 2-3/4 G5 ZINC
22	3	05273	NUT, NYLOCK, 5/16-18 NC ZINC
23	1	05155	WASHER, 7/8 SAE ZINC
24	1	11961	CHAIN GUARD FLAP
25	4	05541	WASHER, 5/16 FENDER ZINC
26	2	12062	SPRING, CENTURY 5031
27	4	05068	WASHER, 5/16 SAE ZINC
28	2	05315	HH CAP SCREW, 5/16-18 NC X 1 G5 ZINC
29	2	05304	HH CAP SCREW, 5/16-18 NC X 1/2 G5 ZINC
30	2	12064	FLAP HOLDER

BARRETO

TITLE: CHAIN / BOOM / GUARD
OPTIONS

PRODUCT LINE: TRACK TRENCHER DATE: 11/06
SCALE: 1:10 SHEET 1 OF 1 DWG# 00368 R1

REF	QTY.	PART NO.	DESCRIPTION
1	1	11220	AUGER
2	1	11221	CUSHION FLANGE
3	8	10958	RUBBER BUSHING
4	4	10959	BUSHING SPACER
5	4	05102	WASHER, 1/2 SAE ZINC HARDENED
6	4	11447	HH CAP SCREW, 1/2-13 NC X 2-1/2 G5 ZN
7	4	05098	NUT, NYLOCK, 1/2-13 NC ZINC

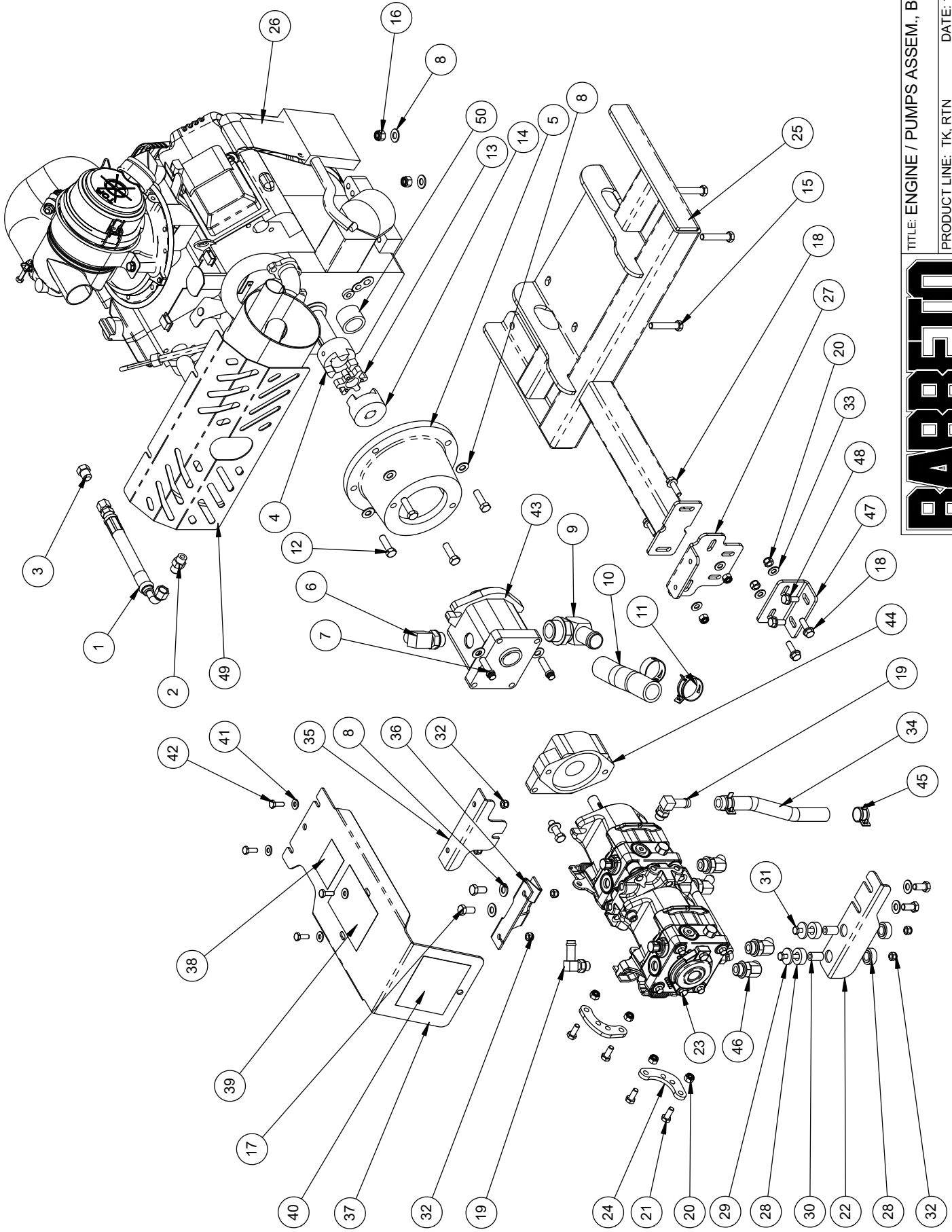


TITLE: AUGER ASSEMBLY

BARRETO

PRODUCT LINE: TRACK TRENCHER DATE: 1/10/06

SCALE: 1:4 DWG# 00372 SHEET 1 OF 1



TITLE: ENGINE / PUMPS ASSEM., B&S 23

PRODUCT LINE: TK, RTN DATE: 11-14

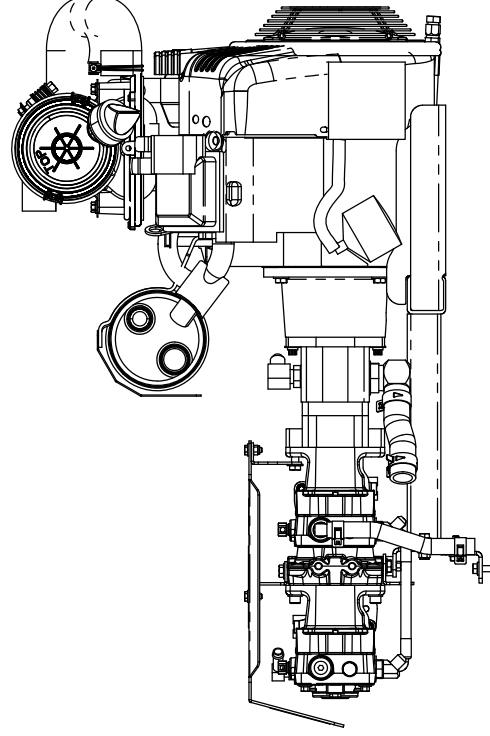
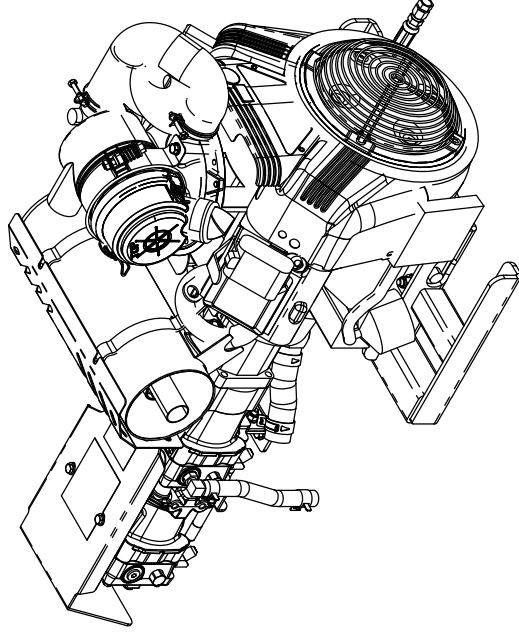
SCALE: 1:8 DWG# 00383-BS23-RTN

SHEET 1 OF 2



ITEM NO.	QTY.	PART NO.	DESCRIPTION
1	1	10588	ENGINE DRAIN HOSE
2	1	04215	FITTING, 9067-6-14 METRIC
3	1	04539	FITTING, 2408-6
4	1	03024	JAW COUPLER, 1-1/8" BORE L095
5	1	02016	PUMP ADAPTER
6	1	04211	FITTING, 6801-8-10
7	2	05152	FLANGE SCREW 12 PT, 3/8-NC
8	15	05101	WASHER, 3/8 SAE ZINC
9	1	10395	FITTING, 4601-16-16
10	1	12897	SUMP HOSE, 1" X 5.3"
11	2	05225	CLAMP, 1" ID HOSE, CTB-35 ST
12	5	05091	HH CAP SCREW, 3/8-16 NC X 1-1/4 G5 ZINC
13	1	11633	SPIDER, HYTREL, L095
14	1	03021	JAW COUPLER, PUMP, 5/8" BORE
15	4	05262	HH CAP SCREW, 3/8-16 NC X 2 G5 ZINC
16	4	05073	NUT, NYLOCK, 3/8-16 NC ZINC
17	4	05057	HH CAP SCREW, 3/8-16 NC X 3/4 G5 ZINC
18	4	05567	HH FLANGE SCREW, 5/16-18 NC X 1" G8 ZINC
19	2	11070	FITTING, 4601-8-6
20	8	05273	NUT, NYLOCK, 5/16-18 NC ZINC
21	4	05247	HH CAP SCREW, 5/16-18 NC X 3/4 G5 ZINC
22	1	12869	PUMP BRACKET
23	1	12980	HYDRO PUMP, 12CC TANDEM
24	2	13110	EXTEND ARM
25	1	12878	ENGINE MOUNT
26	1	07030	ENGINE, B&S 23HP, W/ DONALDSON
27	1	12881 R1	PUMP SUPPORT
28	4	11113	CUSHION
29	2	11115	PUMP CUSHION WASHER
30	2	11114	CUSHION SPACER
31	2	05088	HH CAP SCREW, 1/4-20 NC X 1-1/2 G5 ZINC
32	6	05096	NUT, NYLOCK, 1/4-20 NC ZINC
33	4	05068	WASHER, 5/16 SAE ZINC
34	1	12907	HOSE, HYDROSTAT DRAIN
35	1	10545	PUMP COVER MOUNT
36	1	11354	PUMP COVER MOUNT
37	1	12899	PUMP COVER
38	1	03040-01	DECAL, "MADE IN USA"
39	1	03341-04	DECAL, "CAUTION - TO AVOID INJURY"
40	1	04450-10	DECAL, GREASE CHART
41	4	05081	WASHER, 1/4 SAE ZINC
42	4	05554	HH CAP SCREW, 1/4-20 NC X 3/4 G5 ZINC
43	1	04606	PUMP, SNP2-14
44	1	04504	ADAPTER WITH O-RINGS & HARDWARE
45	2	12131	CLAMP, 1/2" HOSE, CTB-22
46	4	04235	FITTING, 6802-6-8

ITEM NO.	QTY.	PART NO.	DESCRIPTION
47	1	12916	SUPPORT BRACE
48	2	05131	HH FLANGE SCREW, 5/16-18 NC X 3/4 G8 ZINC
49	1	12950	MUFFLER SHIELD, BRIGGS
50	1	13124-B	JAW SPACER, HONDA 23



BARRETO

TITLE: ENGINE & PUMPS, B&S 23

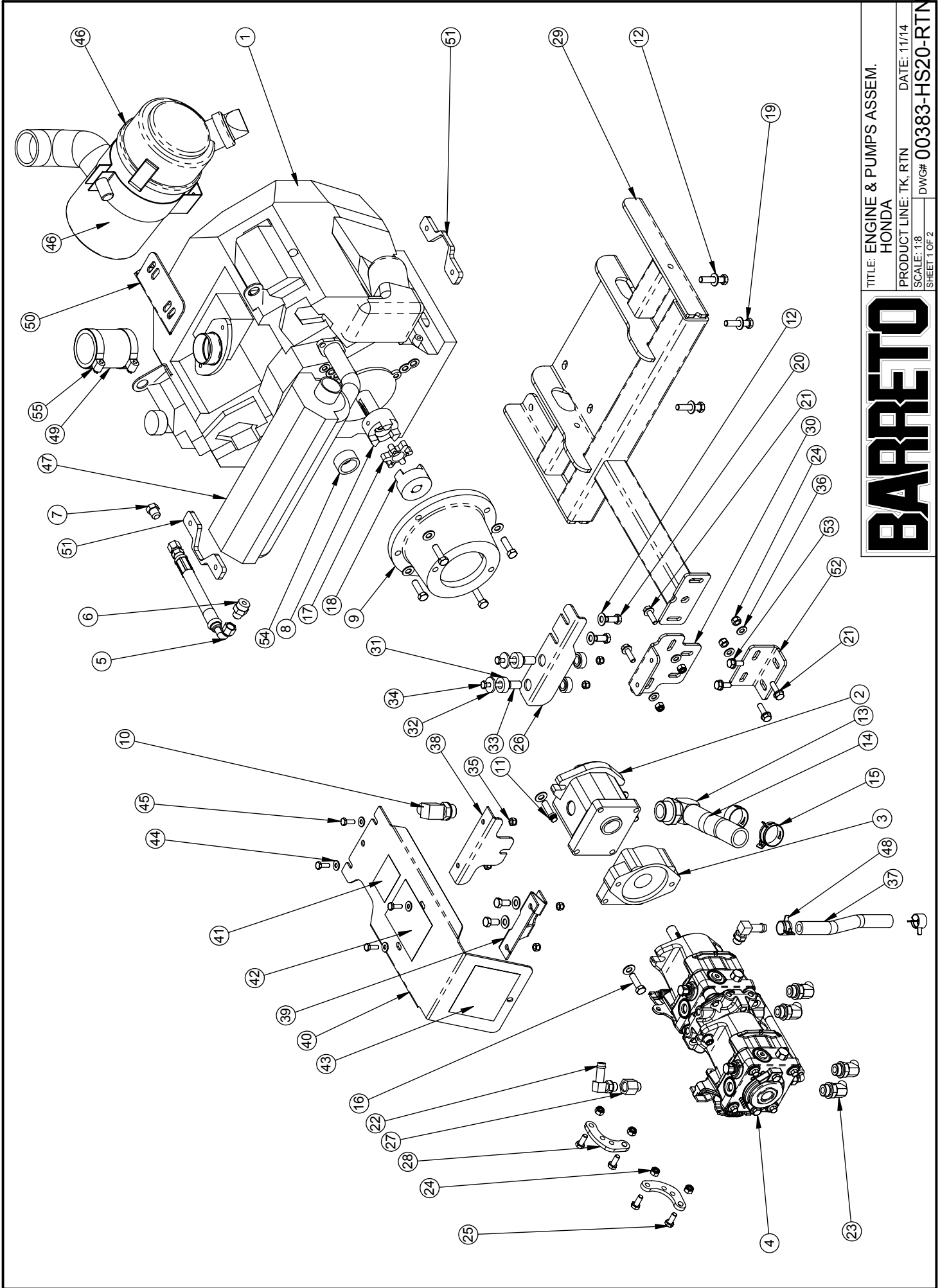
PRODUCT LINE: TK, RTN

SCALE: 1:10

DATE: 11-14

SHEET 2 OF 2

DWG# 00383-BS23-RTN



TITLE: ENGINE & PUMPS ASSEM.
 HONDA

PRODUCT LINE: TK, RTN DATE: 11/14

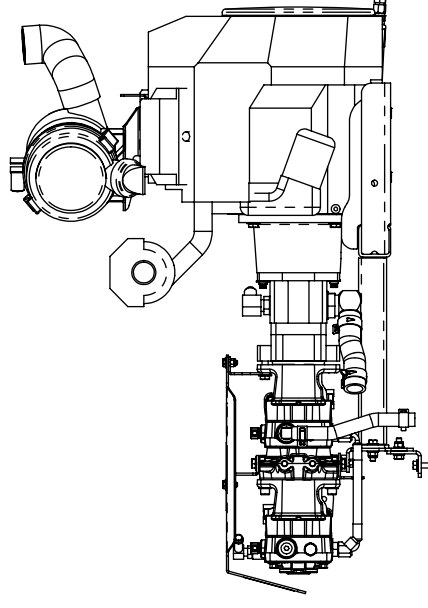
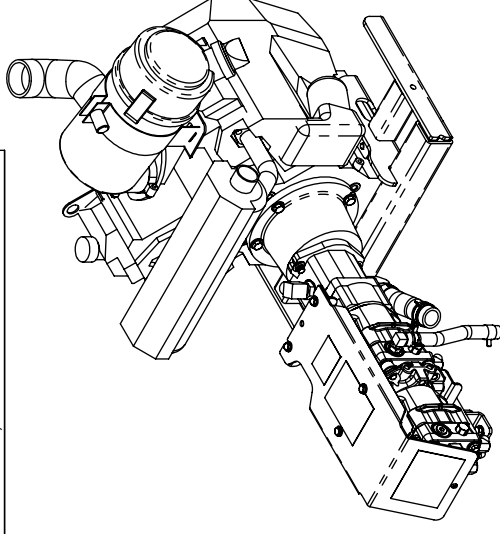
SCALE: 1:8

DWG# 00383-HS20-RTN

SHEET 1 OF 2

BARRETO

ITEM NO.	QTY.	PART NO.	DESCRIPTION	ITEM NO.	QTY.	PART NO.	DESCRIPTION
1	1	07023-DON	ENGINE, HONDA 20HP W/ DONALDSON	49	1	10645	AIR FILTER COUPLER, W/ CLAMPS
2	1	04503	PUMP SNP2-11-HSTAT	50	1	12912	DONALDSON MOUNT - HONDA
3	1	04504	ADAPTER WITH O-RINGS & HARDWARE	51	2	12915	NUT BAR
4	1	12980	HYDRO PUMP, 12CC TANDEM	52	1	12916	SUPPORT BRACE
5	1	10588	ENGINE DRAIN HOSE	53	2	05131	HH FLANGE SCREW, 5/16-18 NC X 3/4 G8 ZINC
6	1	04230	FITTING, 9606S-6-S12-20 METRIC	54	1	13124-H	JAW SPACER, HONDA 23
7	1	04539	FITTING, 2408-6	55	2	06114	WORM GEAR CLAMP, 2 1/2" - 1 9/16"
8	1	03024	JAW COUPLER, 1-1/8" BORE L095				
9	1	02016	PUMP ADAPTER				
10	1	04211	FITTING, 6801-8-10				
11	2	05152	FLANGE SCREW 12 PT, 3/8-NC				
12	15	05101	WASHER, 3/8 SAE ZINC				
13	1	10395	FITTING, 4601-16-16				
14	1	12897	SUMP HOSE, 1" X 5.3"				
15	2	05225	CLAMP, 1" ID HOSE, CTB-35 ST				
16	5	05091	HH CAP SCREW, 3/8-16 NC X 1-1/4 G5 ZINC				
17	1	11633	SPIDER, HYTREL, L095				
18	1	03021	JAW COUPLER, PUMP, 5/8" BORE				
19	4	05121	HH CAP SCREW, 3/8-16 NC X 1-3/4 G5 ZINC				
20	4	05057	HH CAP SCREW, 3/8-16 NC X 3/4 G5 ZINC				
21	4	05567	HH FLANGE SCREW, 5/16-18 NC X 1" G8 ZINC				
22	2	11070	FITTING, 4601-8-6				
23	4	04235	FITTING, 6802-6-8				
24	8	05273	NUT, NYLOCK, 5/16-18 NC ZINC				
25	4	05247	HH CAP SCREW, 5/16-18 NC X 3/4 G5 ZINC				
26	1	12869	PUMP BRACKET				
27	1	12047	FITTING, 6410-6-6				
28	2	13110	EXTEND ARM				
29	1	12878	ENGINE MOUNT				
30	1	12881 R1	PUMP SUPPORT				
31	4	11113	CUSHION				
32	2	11115	PUMP CUSHION WASHER				
33	2	11114	CUSHION SPACER				
34	2	05088	HH CAP SCREW, 1/4-20 NC X 1-1/2 G5 ZINC				
35	6	05096	NUT, NYLOCK, 1/4-20 NC ZINC				
36	4	05068	WASHER, 5/16 SAE ZINC				
37	1	12907	HOSE, HYDROSTAT DRAIN				
38	1	10545	PUMP COVER MOUNT				
39	1	11354	PUMP COVER MOUNT				
40	1	12899	PUMP COVER				
41	1	03040-01	DECAL, "MADE IN USA"				
42	1	03341-04	DECAL, "CAUTION - TO AVOID INJURY"				
43	1	04450-10	DECAL, GREASE CHART				
44	4	05081	WASHER, 1/4 SAE ZINC				
45	4	05554	HH CAP SCREW, 1/4-20 NC X 3/4 G5 ZINC				
46	1	07022V-5	DONALDSON FILTER ASSEMBLY				
47	1	07022-4	MUFFLER, HONDA 20/23, SILENT, L-EX				
48	2	12131	CLAMP, 1/2" HOSE, CTB-22				



BARRETO

TITLE: ENGINE & PUMPS ASSEM.

HONDA

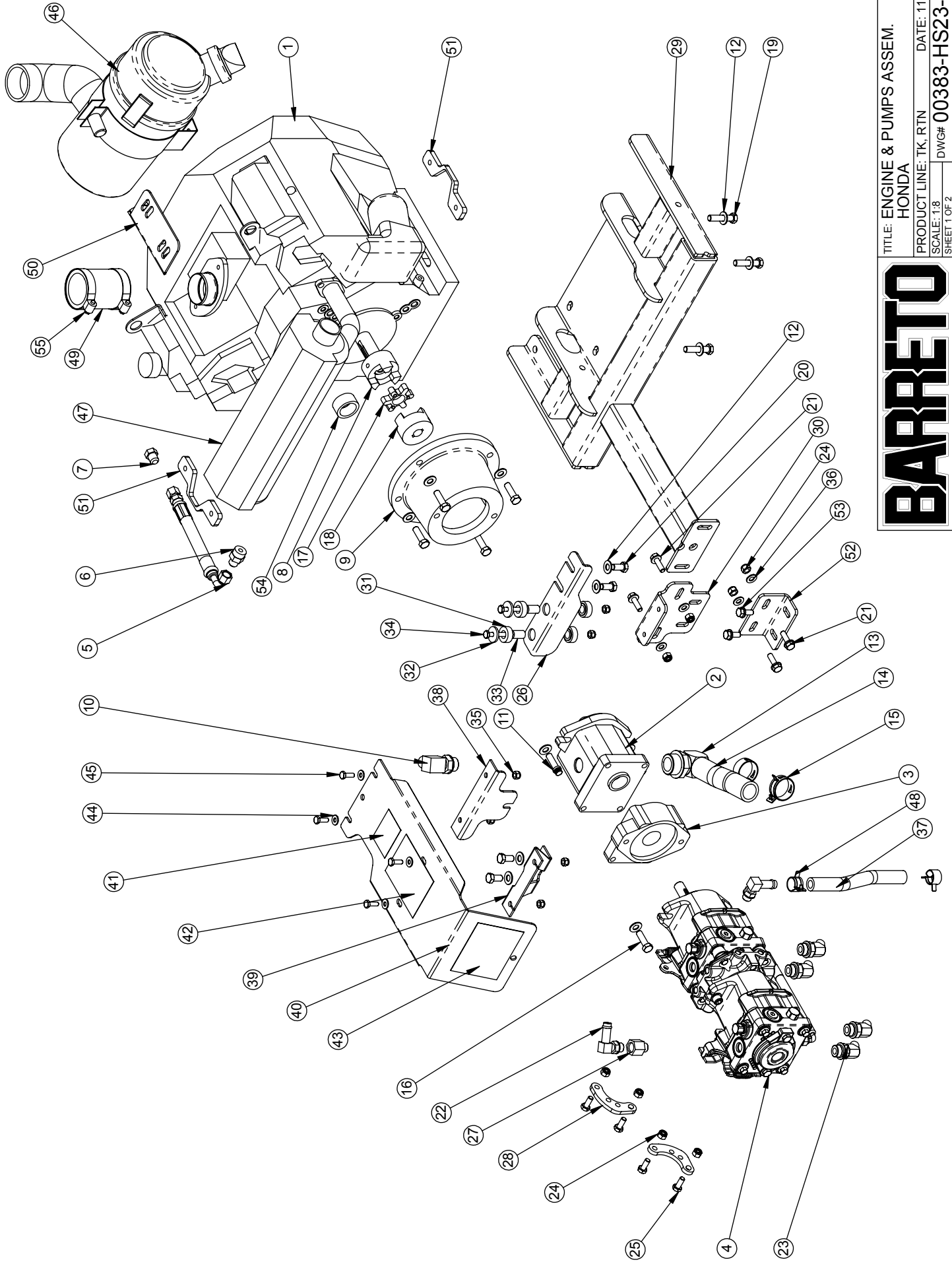
DATE: 11-14

PRODUCT LINE: TK, RTN

SCALE: 1:32

SHEET 2 OF 2

DWG# 00383-HS20-RTN



TITLE: ENGINE & PUMPS ASSEM.
 HONDA

PRODUCT LINE: TK, RTN DATE: 11/14

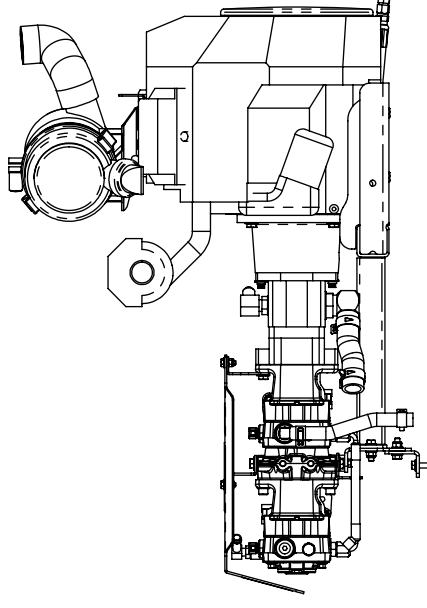
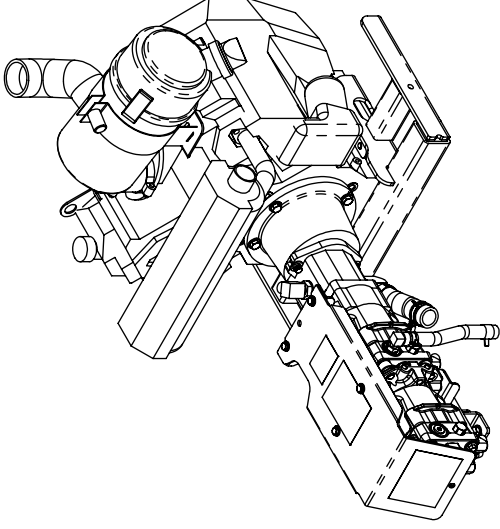
SCALE: 1:8

DWG# 00383-HS23-RTN

SHEET 1 OF 2

BARRETO

ITEM NO.	QTY.	PART NO.	DESCRIPTION	ITEM NO.	QTY.	PART NO.	DESCRIPTION
1	1	07022-DON	ENGINE, HONDA 23HP W/ DONALDSON	49	1	10645	AIR FILTER COUPLER, W/ CLAMPS
2	1	04606	PUMP, SNP2-14	50	1	12912	DONALDSON MOUNT - HONDA
3	1	04504	ADAPTER WITH O-RINGS & HARDWARE	51	2	12915	NUT BAR
4	1	12980	HYDRO PUMP, 12CC TANDEM	52	1	12916	SUPPORT BRACE
5	1	10588	ENGINE DRAIN HOSE	53	2	05131	HH FLANGE SCREW, 5/16-18 NC X 3/4 G8 ZINC
6	1	04230	FITTING, 9606S-6-S12-20 METRIC	54	1	13124-H	JAW SPACER, HONDA 23
7	1	04539	FITTING, 2408-6	55	2	06114	WORM GEAR CLAMP, 2 1/2" - 1 9/16"
8	1	03024	JAW COUPLER, 1-1/8" BORE L095				
9	1	02016	PUMP ADAPTER				
10	1	04211	FITTING, 6801-8-10				
11	2	05152	FLANGE SCREW 12 PT, 3/8-NC				
12	15	05101	WASHER, 3/8 SAE ZINC				
13	1	10395	FITTING, 4601-16-16				
14	1	12897	SUMP HOSE, 1" X 5.3"				
15	2	05225	CLAMP, 1" ID HOSE, CTB-35 ST				
16	5	05091	HH CAP SCREW, 3/8-16 NC X 1-1/4 G5 ZINC				
17	1	11633	SPIDER, HYTREL, L095				
18	1	03021	JAW COUPLER, PUMP, 5/8" BORE				
19	4	05121	HH CAP SCREW, 3/8-16 NC X 1-3/4 G5 ZINC				
20	4	05057	HH CAP SCREW, 3/8-16 NC X 3/4 G5 ZINC				
21	4	05567	HH FLANGE SCREW, 5/16-18 NC X 1" G8 ZINC				
22	2	11070	FITTING, 4601-8-6				
23	4	04235	FITTING, 6802-6-8				
24	8	05273	NUT, NYLOCK, 5/16-18 NC ZINC				
25	4	05247	HH CAP SCREW, 5/16-18 NC X 3/4 G5 ZINC				
26	1	12869	PUMP BRACKET				
27	1	12047	FITTING, 6410-6-6				
28	2	13110	EXTEND ARM				
29	1	12878	ENGINE MOUNT				
30	1	12881 R1	PUMP SUPPORT				
31	4	11113	CUSHION				
32	2	11115	PUMP CUSHION WASHER				
33	2	11114	CUSHION SPACER				
34	2	05088	HH CAP SCREW, 1/4-20 NC X 1-1/2 G5 ZINC				
35	6	05096	NUT, NYLOCK, 1/4-20 NC ZINC				
36	4	05068	WASHER, 5/16 SAE ZINC				
37	1	12907	HOSE, HYDROSTAT DRAIN				
38	1	10545	PUMP COVER MOUNT				
39	1	11354	PUMP COVER MOUNT				
40	1	12899	PUMP COVER				
41	1	03040-01	DECAL, "MADE IN USA"				
42	1	03341-04	DECAL, "CAUTION - TO AVOID INJURY"				
43	1	04450-10	DECAL, GREASE CHART				
44	4	05081	WASHER, 1/4 SAE ZINC				
45	4	05554	HH CAP SCREW, 1/4-20 NC X 3/4 G5 ZINC				
46	1	07022V-5	DONALDSON FILTER ASSEMBLY				
47	1	07022-4	MUFFLER, HONDA 20/23, SILENT, L-EX				
48	2	12131	CLAMP, 1/2" HOSE, CTB-22				



BARRETO

TITLE: ENGINE & PUMPS ASSEM.
HONDA

PRODUCT LINE: TK, RTN

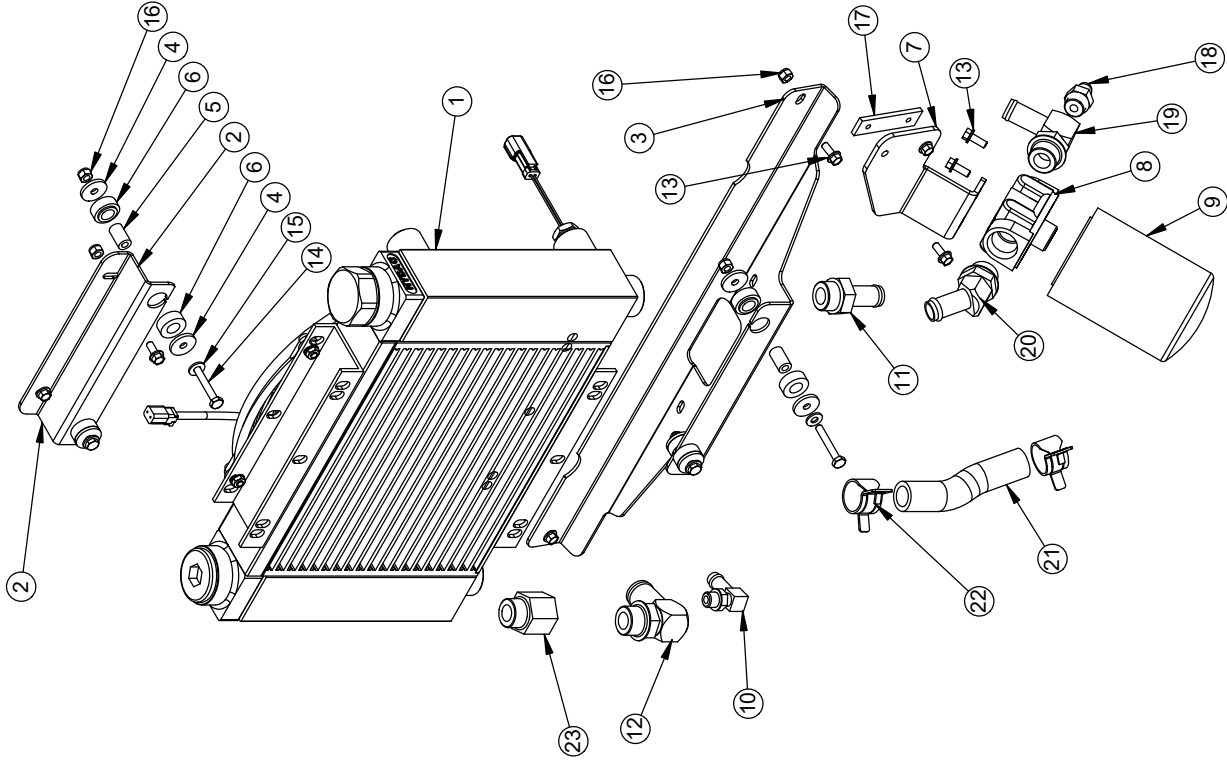
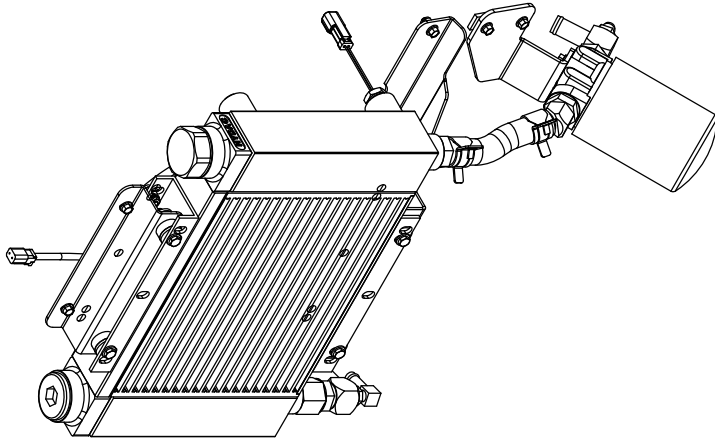
SCALE: 1:32

SHEET 2 OF 2

DATE: 11-14

DWG# 00383-HS23-RTN

ITEM NO.	QTY.	PART NO.	DESCRIPTION
1	1	12901	OIL COOLER, HYDAC
2	1	12893	TOP COOLER MOUNT
3	1	12894	BOTTOM COOLER MOUNT
4	8	11115	PUMP CUSHION WASHER
5	4	11114	CUSHION SPACER
6	8	11113	CUSHION
7	1	12892	FILTER MOUNT
8	1	04212-OR	FILTER HEAD, #12 O-RING, NO TAP
9	1	03952	FILTER, HYDRAULIC OIL, WITH BY-PASS
10	1	11070	FITTING, 4601-8-6
11	1	04219	FITTING, 4604-12-12
12	1	10364	FITTING, 4601-16-12
13	8	05069	WHIZ-LOCK 1/4 - 20 X 5/8
14	4	05556	HH CAP SCREW, 1/4-20 NC X 1-3/4 G5 ZINC
15	4	05081	WASHER, 1/4 SAE ZINC
16	8	05096	NUT, NYLOCK, 1/4-20 NC ZINC
17	1	12951	NUT BAR
18	1	04226	FITTING, 6400-6-8
19	1	04202-M	FITTING, 4601-12-12, TOP PORTED #8
20	1	10362	FITTING, 4603-12-12
21	1	12813	HOSE, COOLER / FILTER
22	2	05008	CLAMP, 1" HOSE, CTB-29
23	1	04233	FITTING, 6410-12-12



BARRETO

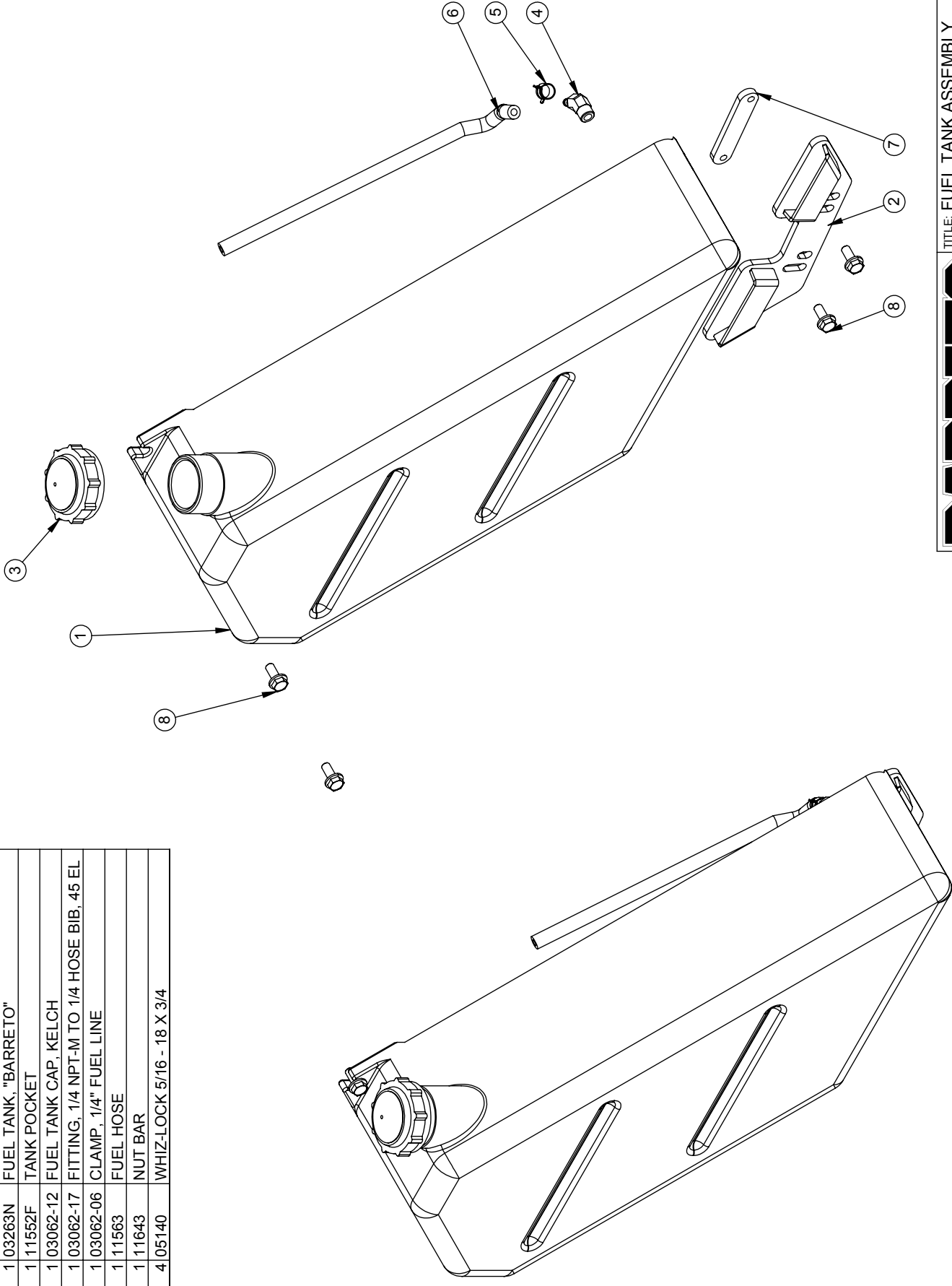
TITLE: OIL COOLER & FILTER ASSEMBLY

PRODUCT LINE: TK-RTN DATE: 12/3/14

SCALE: 1:8

SHEET 1 OF 1 DWG# 00453

ITEM NO.	QTY.	PART NO.	DESCRIPTION
1	1	03263N	FUEL TANK, "BARRETO"
2	1	11552F	TANK POCKET
3	1	03062-12	FUEL TANK CAP, KELCH
4	1	03062-17	FITTING, 1/4 NPT-M TO 1/4 HOSE BIB, 45 EL
5	1	03062-06	CLAMP, 1/4" FUEL LINE
6	1	11563	FUEL HOSE
7	1	11643	NUT BAR
8	4	05140	WHIZ-LOCK 5/16 - 18 X 3/4



TITLE: FUEL TANK ASSEMBLY

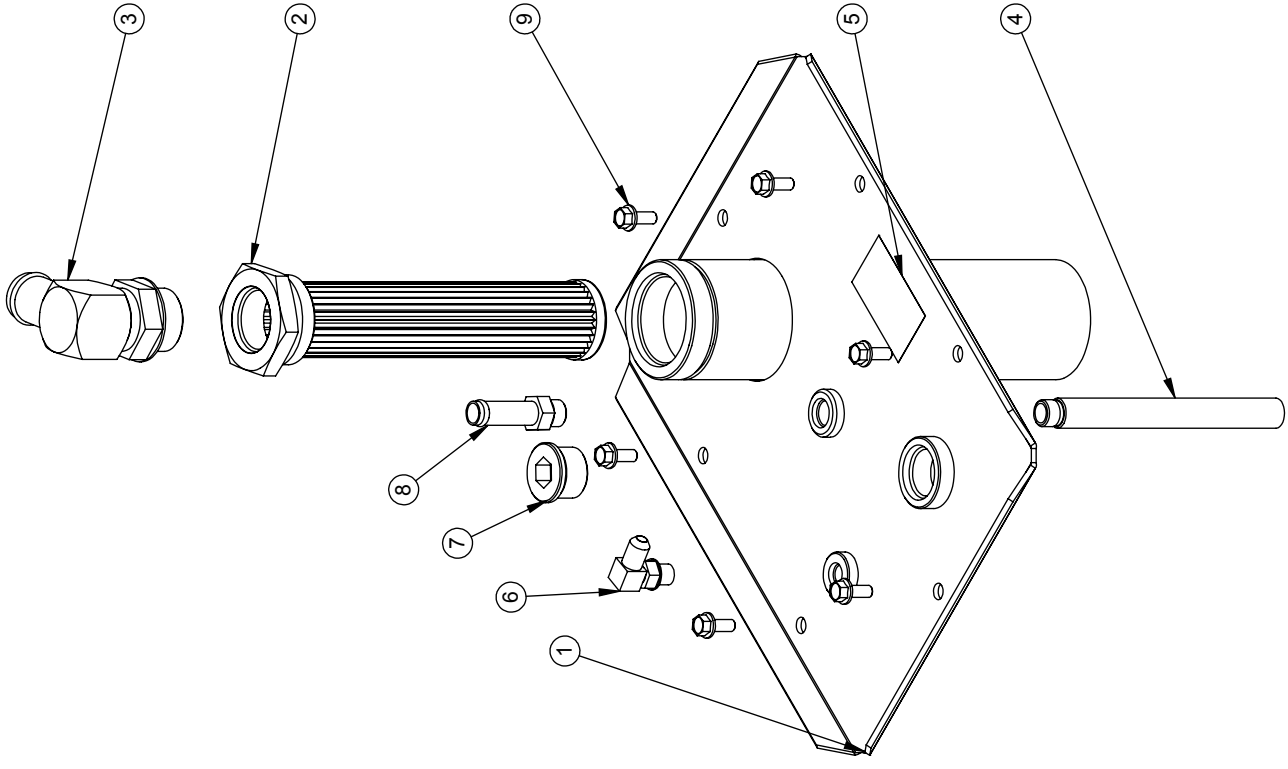
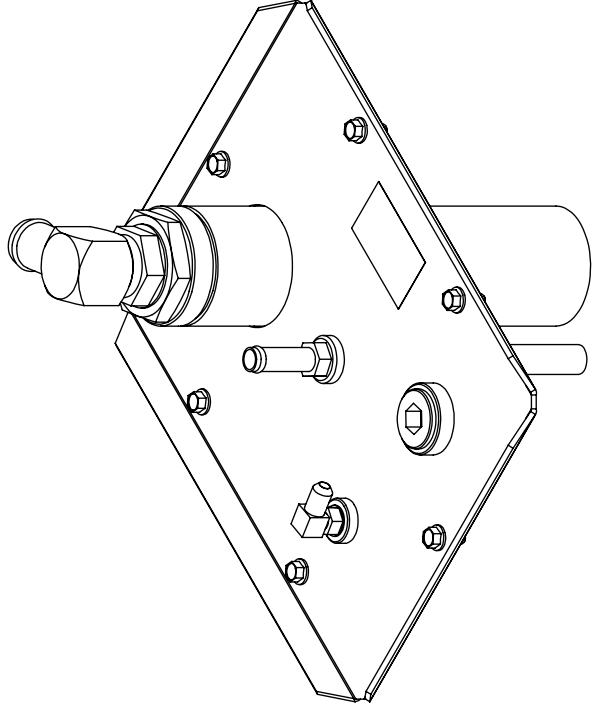
PRODUCT LINE: TK-RTN DATE: 11/20/14

SCALE: 1:5 DWG# 00456-TK

SHEET 1 OF 1

BARRETO

ITEM NO.	QTY.	PART NO.	DESCRIPTION
1	1	12898	LID, TK-RTN
2	1	10636	SUMP SCREEN, W/ O-RING 03292
3	1	10395	FITTING, 4601-16-16
4	1	12864	RETURN TUBE
5	1	03040-06	DECAL, "HYDRAULIC OIL ONLY"
6	1	04555	FITTING, 6801-4-4
7	1	10526	FITTING, 6409-12 PLUG
8	1	11667	FITTING, 4604-8-6
9	6	05069	WHIZ-LOCK 1/4 - 20 X 5/8



TITLE: LID ASSEMBLY

BARRETO

DATE: 11/19/14

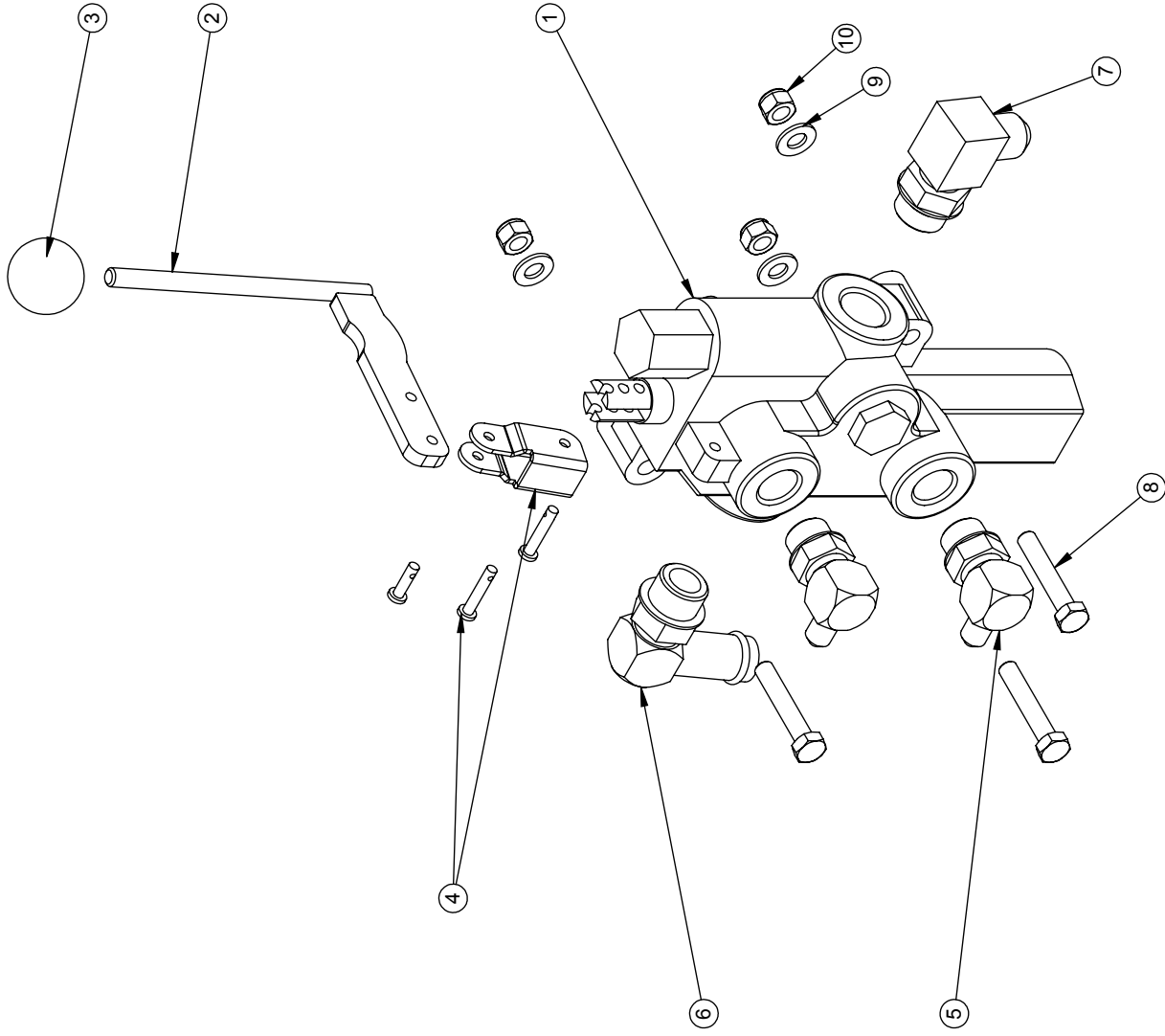
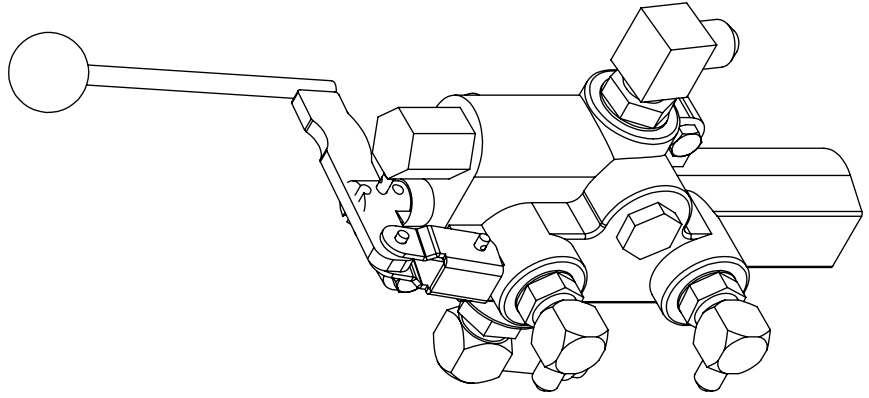
PRODUCT LINE: TK-RTN

SCALE: 1:4

SHEET 1 OF 1

DWG# 00459

ITEM NO.	QTY.	PART NO.	DESCRIPTION
1	1	04512	VALVE RD-2508-T4
2	1	12902	VALVE LEVER
3	1	03026	KNOB, 5/16-NC
4	1	03509	VALVE LINK W/ PINS
5	2	10403	FITTING, 6801-4-8
6	1	04523	FITTING, 4601-12-10
7	1	104211	FITTING, 6801-8-10
8	3	05054	HH CAP SCREW, 5/16-18 NC X 1-3/4 G5 ZINC
9	3	05068	WASHER, 5/16 SAE ZINC
10	3	05273	NUT, NYLOCK, 5/16-18 NC ZINC



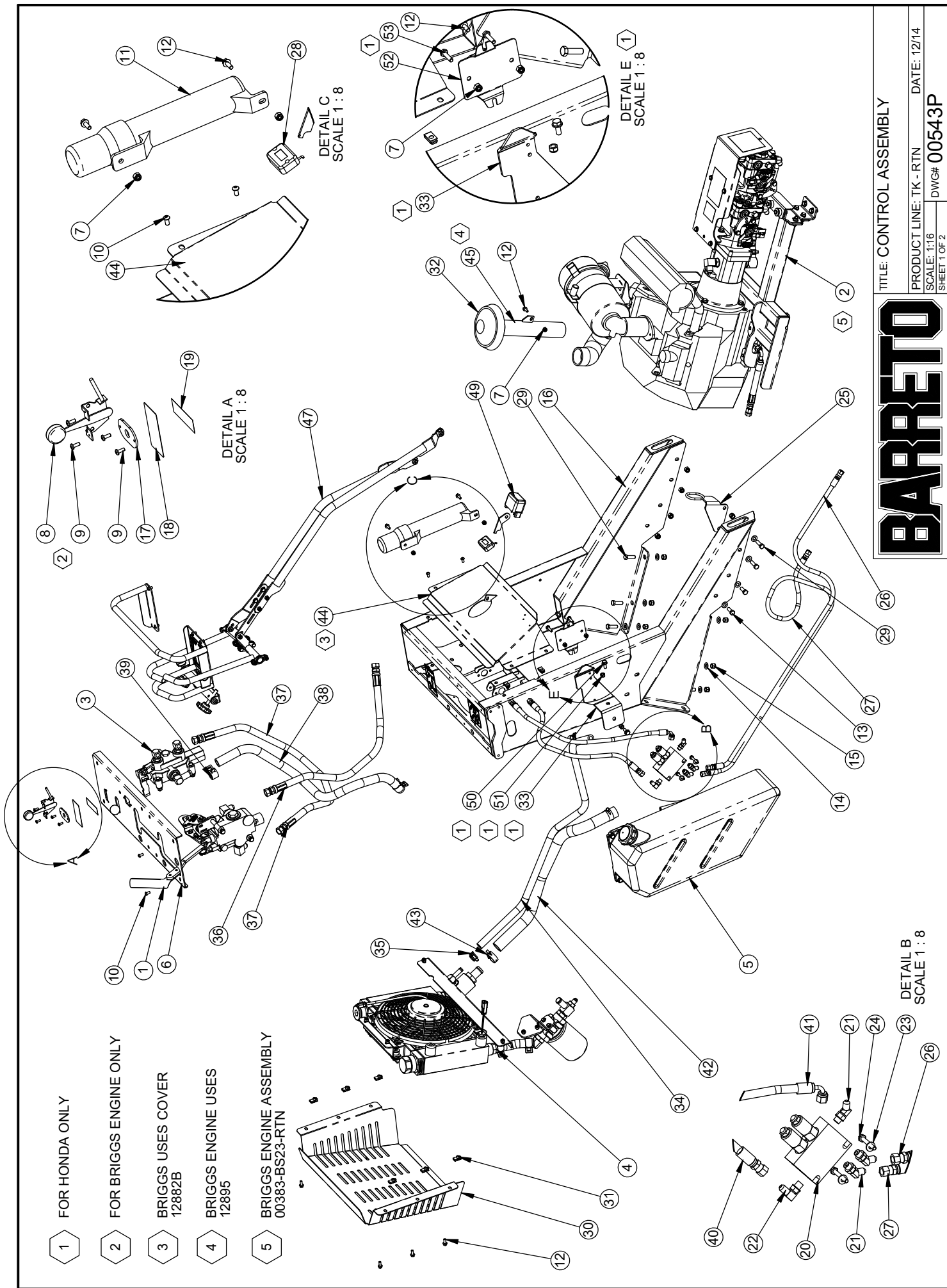
TITLE: CYLINDER VALVE ASSEMBLY

PRODUCT LINE: TK - RTN DATE: 11/19/14

SCALE: 1:3

SHEET 1 OF 1 DWG# 00542

BARRETO



1 FOR HONDA ONLY

2 FOR BRIGGS ENGINE ONLY

3 BRIGGS USES COVER
12882B

4 BRIGGS ENGINE USES
12895

5 BRIGGS ENGINE ASSEMBLY
00383-BS23-RTN

DETAIL A
SCALE 1 : 8

DETAIL C
SCALE 1 : 8

DETAIL E
SCALE 1 : 8

DETAIL B
SCALE 1 : 8

BARRETO

TITLE: CONTROL ASSEMBLY

PRODUCT LINE: TK - RTN DATE: 12/14

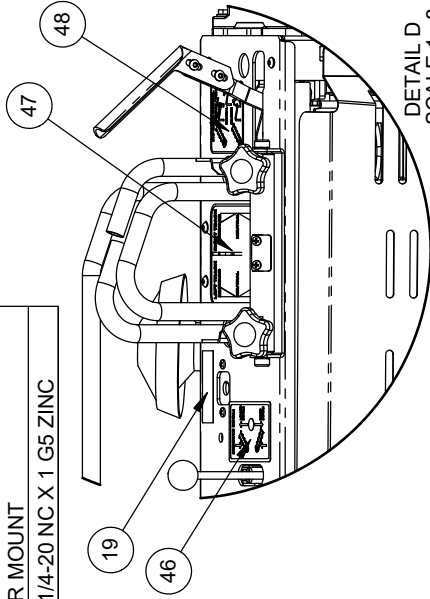
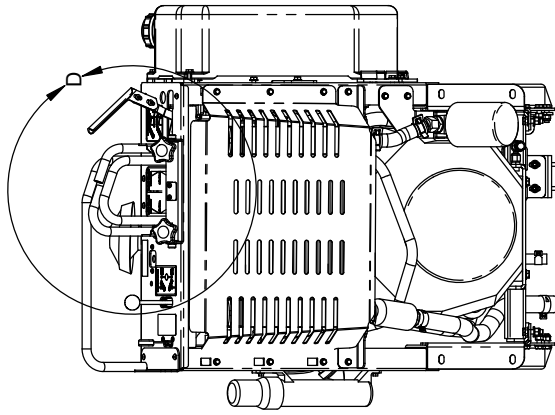
SCALE: 1:16

SHEET 1 OF 2

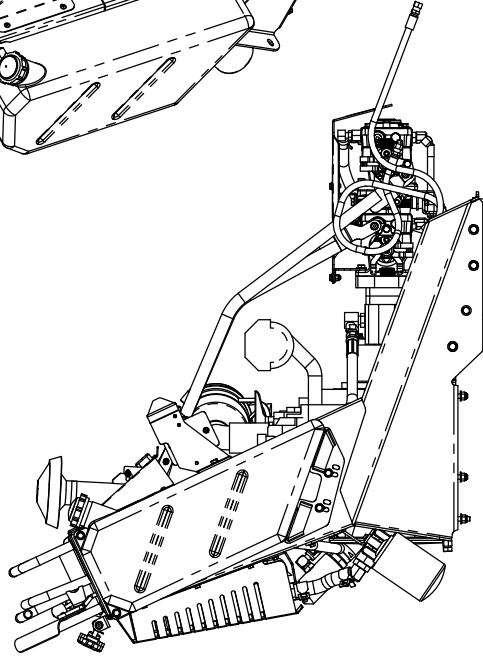
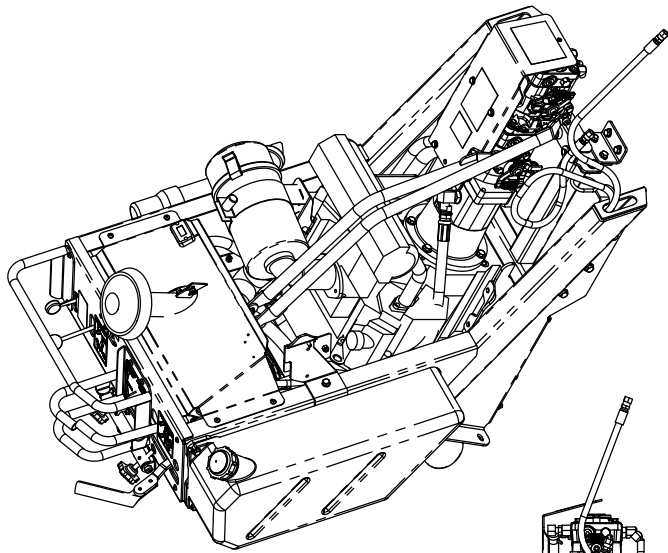
DWG# 00543P

ITEM NO.	QTY.	PART NO.	DESCRIPTION
1	1	00322-RTN	CONTROL VALVE ASSEMBLY, TK
2	1	00383-HS23-RTN	ENGINE / PUMPS ASSEM. HND 23
3	1	00542	CYLINDER VALVE ASSEMBLY
4	1	00453	OIL COOLER & FILTER ASSEMBLY
5	1	00456-TK	FUEL TANK ASSEMBLY
6	1	12807	CONTROL PANEL
7	6	05096	NUT, NYLOCK, 1/4-20 NC ZINC
8	1	103515	THROTTLE CABLE
9	4	05233	SCREW #10-24 X 1/2 PPH
10	7	05507	BUTTON HD SOCKET CAP SCR, 1/4-20 X 1/2
11	1	12090	INSTRUCTION CANISTER
12	10	05069	WHIZ LOCK, 1/4-20 NC X 5/8 ZINC
13	6	05059	HH CAP SCREW, 3/8-16 NC X 1 G5 ZINC
14	16	05101	WASHER, 3/8 SAE ZINC
15	14	05073	NUT, NYLOCK, 3/8-16 NC ZINC
16	1	12877	CONTROL TOWER
17	1	11627K	IGNITION SWITCH PLATE
18	1	04440-05	DECAL, ENGINE THROTTLE
19	1	03341-07	DECAL, "IGNITION OFF/ON"
20	1	04400	VALVE, CP448-2 DUAL COUNTERBALANCE
21	3	04218	FITTING, 6802-4-4
22	1	04555	FITTING, 6801-4-4
23	2	05081	WASHER, 1/4 SAE ZINC
24	2	05556	HH CAP SCREW, 1/4-20 NC X 1-3/4 G5 ZINC
25	1	10835	HOSE KEEPER
26	1	12829	HOSE, CB-C2 - CYL PISTON , TK-RTN
27	1	12828	HOSE, CB-C1 - CYL PISTON , TK-RTN
28	1	03009-R1	HOUR METER, WITH FLASH ALERT
29	8	05091	HH CAP SCREW, 3/8-16 NC X 1-1/4 G5 ZINC
30	1	12883	BACK COVER
31	10	05365	CLIP NUT, 1/4-20
32	1	07000-14-2	DONALDSON HOOD
33	1	12903	ENGINE CONTROL MOUNT
34	1	12815	HOSE, JUNCTION / PUMP CHARGE
35	2	12131	CLAMP, 1/2" HOSE, CTB-22
36	1	12825	HOSE, MAIN PUMP / TRENCH VALVE
37	1	12908	HOSE, CHAIN VALVE / CYL. VALVE
38	1	12816	HOSE, CYLINDER VALVE / FILTER
39	2	05008	CLAMP, 1" HOSE, CTB-29
40	1	12827	HOSE, CYLINDER VALVE B / CB V1
41	1	12826 (2)	HOSE, VALVE A / CB V2
42	1	12909	HOSE, TANK RETURN, 1"
43	2	05225	CLAMP, 1" ID HOSE, CTB-35 ST
44	1	12882H	FRONT COVER, HONDA / B&S
45	1	12911	INTAKE TUBE, 2"
46	1	04454	DIGGING BOOM UP/DOWN
47	1	00545 R1	SPEED CONTROL ASSEMBLY

ITEM NO.	QTY.	PART NO.	DESCRIPTION
48	1	04453	DECAL, DIG CHAIN CONTROL
49	1	12492-AT	FUSE / RELAY HOLDER ASSEM, TK
50	2	05131	HH FLANGE SCREW, 5/16-18 NC X 3/4 G8 ZINC
51	2	05273	NUT, NYLOCK, 5/16-18 NC ZINC
52	1	12921	VOLT REGULATOR MOUNT
53	2	05237	HH CAP SCREW, 1/4-20 NC X 1 G5 ZINC



DETAIL D
SCALE 1 : 8



BARRETO

TITLE: CONTROL ASSEMBLY

PRODUCT LINE: TK - RTN

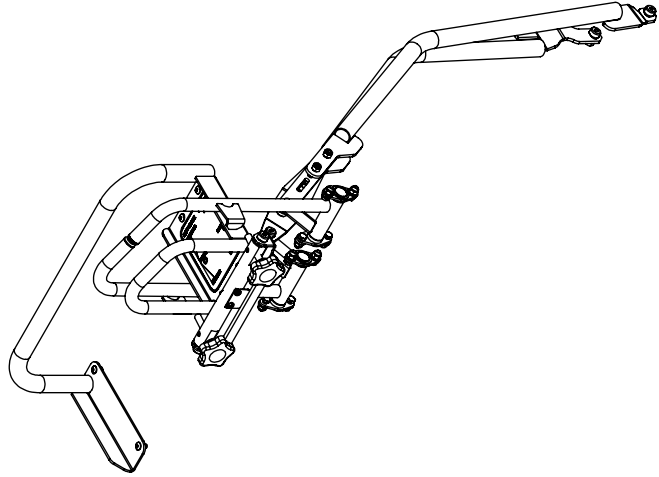
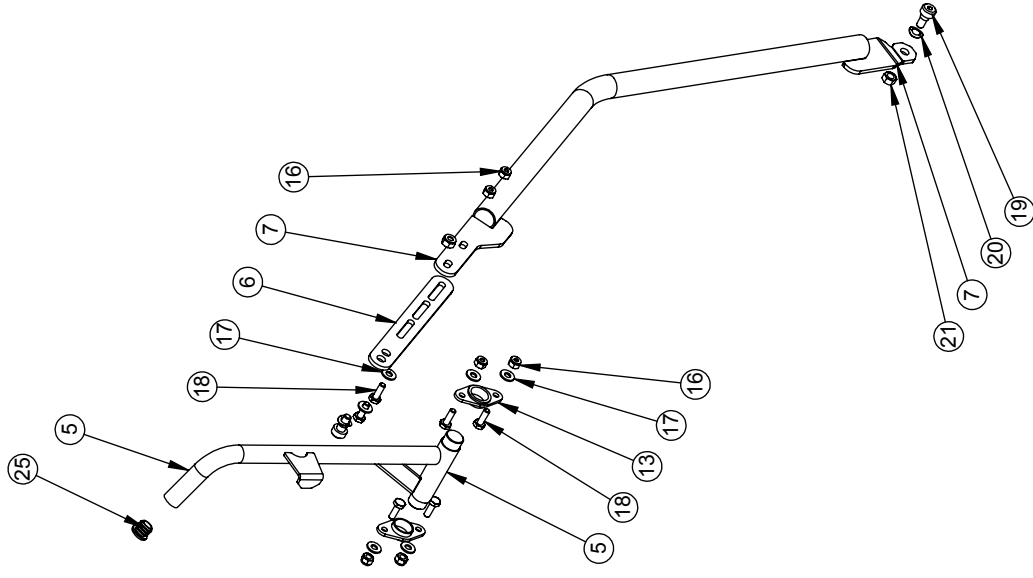
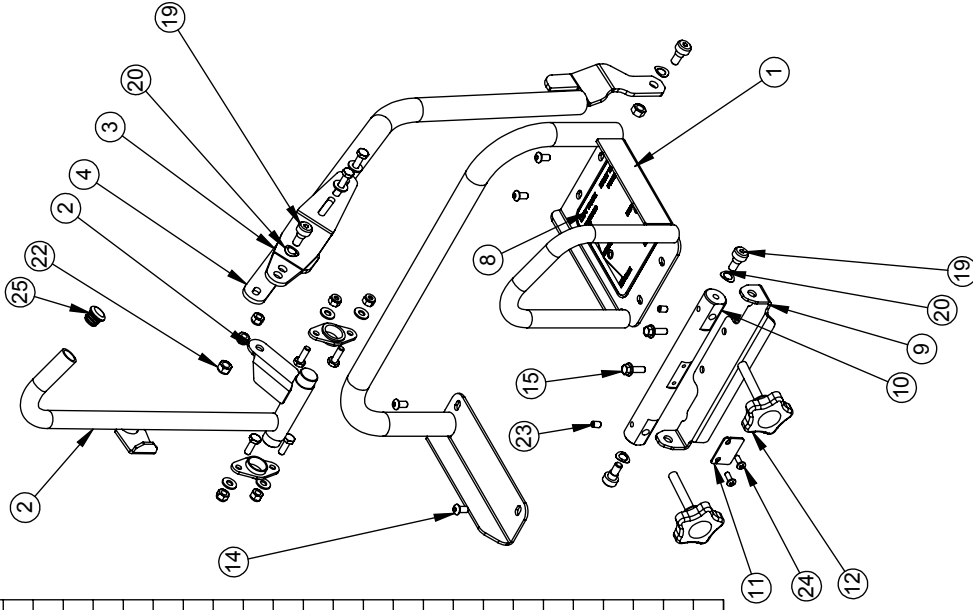
SCALE: 1:16

SHEET 2 OF 2

DATE: 12-14

DWG# 00543P

ITEM NO.	QTY.	PART NO.	DESCRIPTION
1	1	12879	HAND REST
2	1	12311TK	SPEED LEVER, LEFT
3	1	12886	SPEED LINK, TOP LEFT
4	1	12885	SPEED LINK, LEFT
5	1	12312TK	SPEED LEVER, RIGHT
6	1	12330	SPEED LINK, TOP
7	1	12884	SPEED LINK, RIGHT
8	1	104451-TK	L - R TRACK DECAL
9	1	12818 R1	STOP BRACKET, BOTTOM
10	1	12820 R1	STOP TRUNION
11	1	12913	STOP PLATE
12	2	12833	5 SA, LRG STAR KNOB
13	4	12381	IGUS FLANGE JFL-20
14	4	05507	BUTTON HD SOCKET CAP SCR, 1/4-20 X 1/2
15	2	05049	WHIZ LOCK, 1/4-20 NC X 3/4 ZINC
16	12	05096	NUT, NYLOCK, 1/4-20 NC ZINC
17	12	05081	WASHER, 1/4 SAE ZINC
18	12	05554	HH CAP SCREW, 1/4-20 NC X 3/4 G5 ZINC
19	6	05351	SH SHOULDER SCREW, 3/8 X 1/4
20	6	05357	WASHER, CURVED, .380 X .625 X .015
21	2	05002	NUT, GRIPCO, 5/16-18 NC G5 ZINC
22	2	05273	NUT, NYLOCK, 5/16-18 NC ZINC
23	2	12866	SET SCREW, 1/4-28 X .375, NYLON TIP
24	2	05233	SCREW #10-24 X 1/2 PPH
25	2	12152	HANDLE END CAP



BARRETO

TITLE: SPEED CONTROL ASSEMBLY

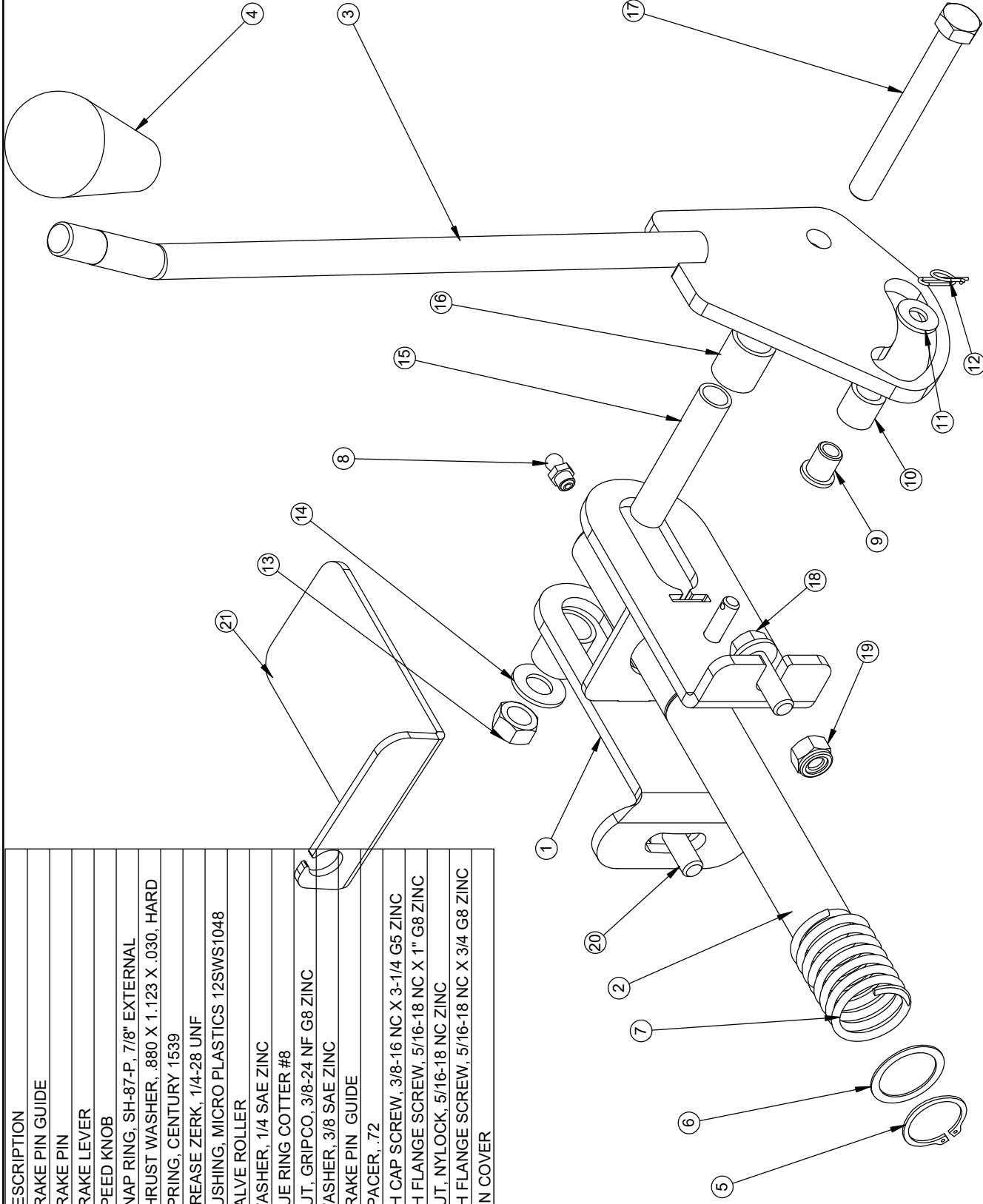
PRODUCT LINE: TK-RTN DATE: 12/18/14

SCALE: 1:8

DWG# 00545 R1

SHEET 1 OF 1

ITEM NO.	QTY.	PART NO.	DESCRIPTION
1	1	12918	BRAKE PIN GUIDE
2	1	11705	BRAKE PIN
3	1	12920	BRAKE LEVER
4	1	03508	SPEED KNOB
5	1	05602	SNAP RING, SH-87-P, 7/8" EXTERNAL
6	1	10300	THRUST WASHER, .880 X 1.123 X .030, HARD
7	1	103354	SPRING, CENTURY 1539
8	1	05044	GREASE ZERK, 1/4-28 UNF
9	1	03029-04	BUSHING, MICRO PLASTICS 12SWS1048
10	1	12804	VALVE ROLLER
11	1	05081	WASHER, 1/4 SAE ZINC
12	1	05038	RUE RING COTTER #8
13	1	05283	NUT, GRIPCO, 3/8-24 NF G8 ZINC
14	1	05101	WASHER, 3/8 SAE ZINC
15	1	12919	BRAKE PIN GUIDE
16	2	11581	SPACER, .72
17	1	10598	HH CAP SCREW, 3/8-16 NC X 3-1/4 G5 ZINC
18	1	05567	HH FLANGE SCREW, 5/16-18 NC X 1" G8 ZINC
19	1	05273	NUT, NYLOCK, 5/16-18 NC ZINC
20	1	05131	HH FLANGE SCREW, 5/16-18 NC X 3/4 G8 ZINC
21	1	13114	PIN COVER



TITLE: PARK BRAKE ASSEMBLY

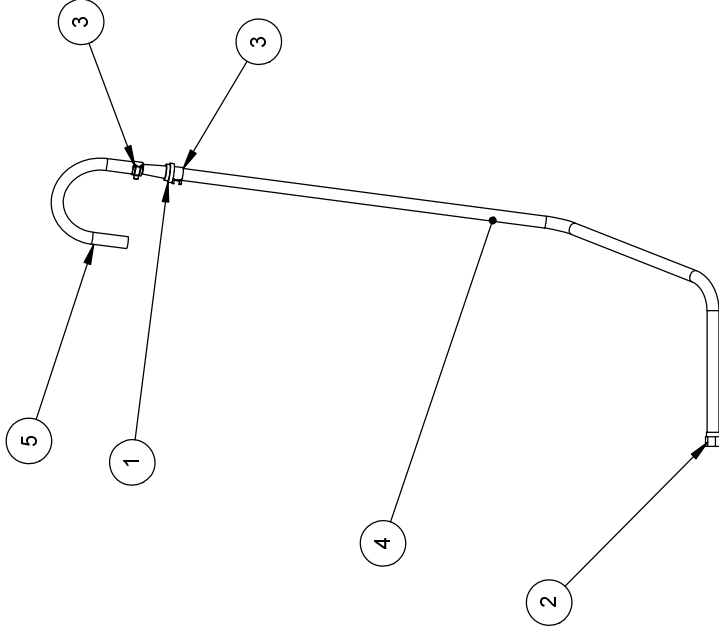


PRODUCT LINE: RTK DATE: 2/4/15

SCALE: 1:2 DWG# 00546

SHEET 1 OF 1

REF.	QTY.	PART NO.	DESCRIPTION
1	1	04516	BREATHER, FILTER SNAPPER 1435
2	1	04214	FITTING, JS-4-4, HOSE BARB 1/4 X 1/4 SWIVEL
3	2	03062-06	CLAMP, 1/4" FUEL LINE
4	1	11239-1	VENT HOSE
5	1	10365-2	VENT HOSE



04295 HOSE, 1/4" GASOLINE, DL504

REF. 4: CUT LENGTH 36"

REF. 5: CUT LENGTH 12"

(1) REQ'D

BARRETO

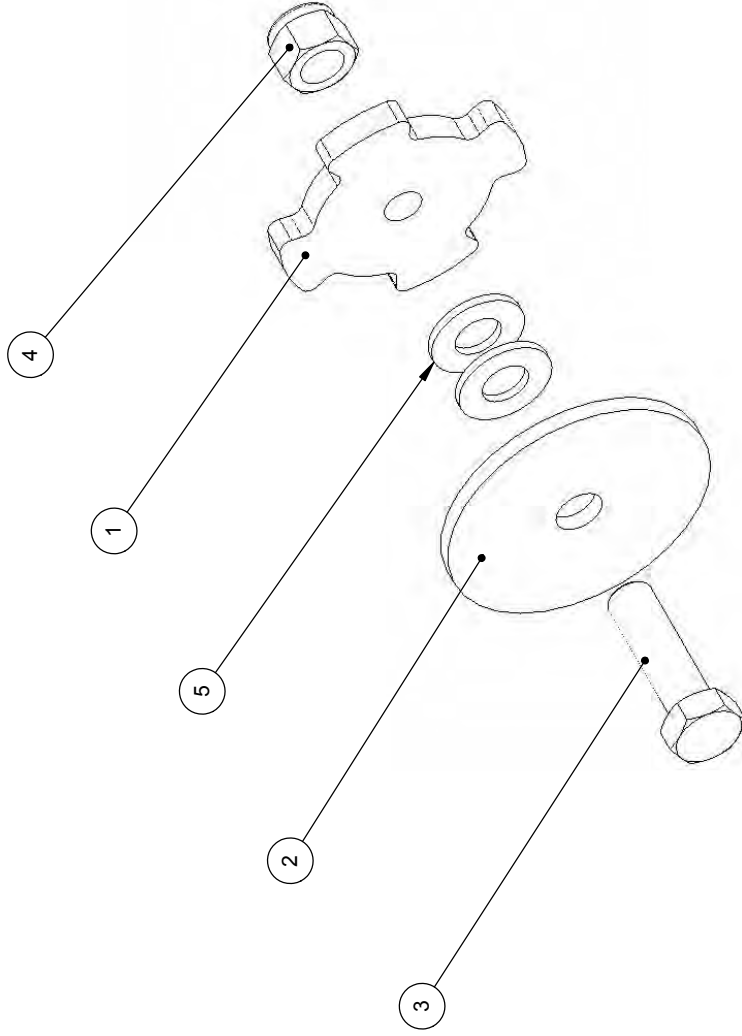
TITLE: VENT HOSE

PRODUCT LINE: TRACK TRENCHER DATE: 1106

SCALE: 1:8

SHEET 1 OF 1 DWG# 11239

REF	QTY.	PART NO.	DESCRIPTION
1	1	11647	WING NUT
2	1	11641	AUGER CAP
3	1	05129	HH CAP SCREW, 1/2-13 NC X 1-3/4 G5 ZINC
4	1	05098	NUT, NYLOCK, 1/2-13 NC ZINC
5	2	05102	WASHER, 1/2 SAE ZINC HARDENED



TITLE: AUGER CAP

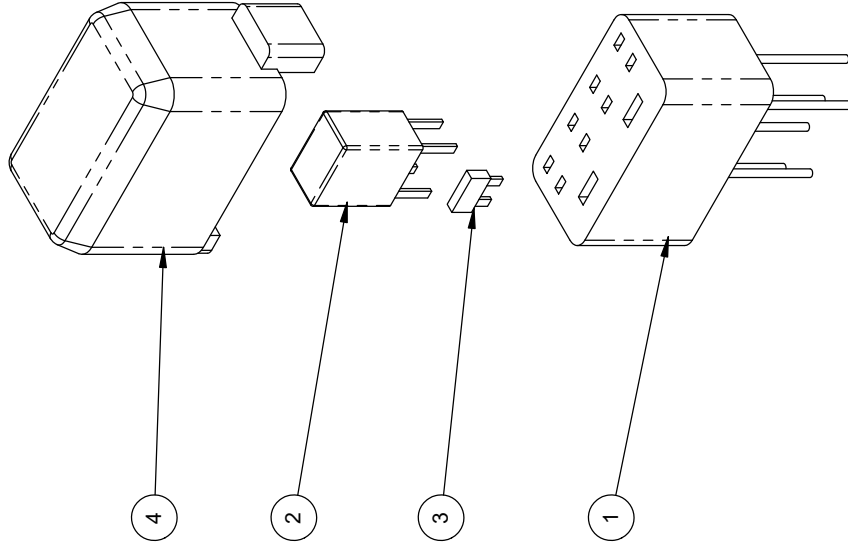
PRODUCT LINE: TRACK TRENCHER DATE: 08/08

SCALE: 1:2

SHEET 1 OF 1 DWG# 11642

BARRETO

ITEM NO.	QTY.	PART NO.	DESCRIPTION
1	1	12492	FUSE / RELAY HOLDER & WIRES
2	1	12493	RELAY
3	1	12405	FUSE, 25A
4	1	12492-1	COVER



BARRETO

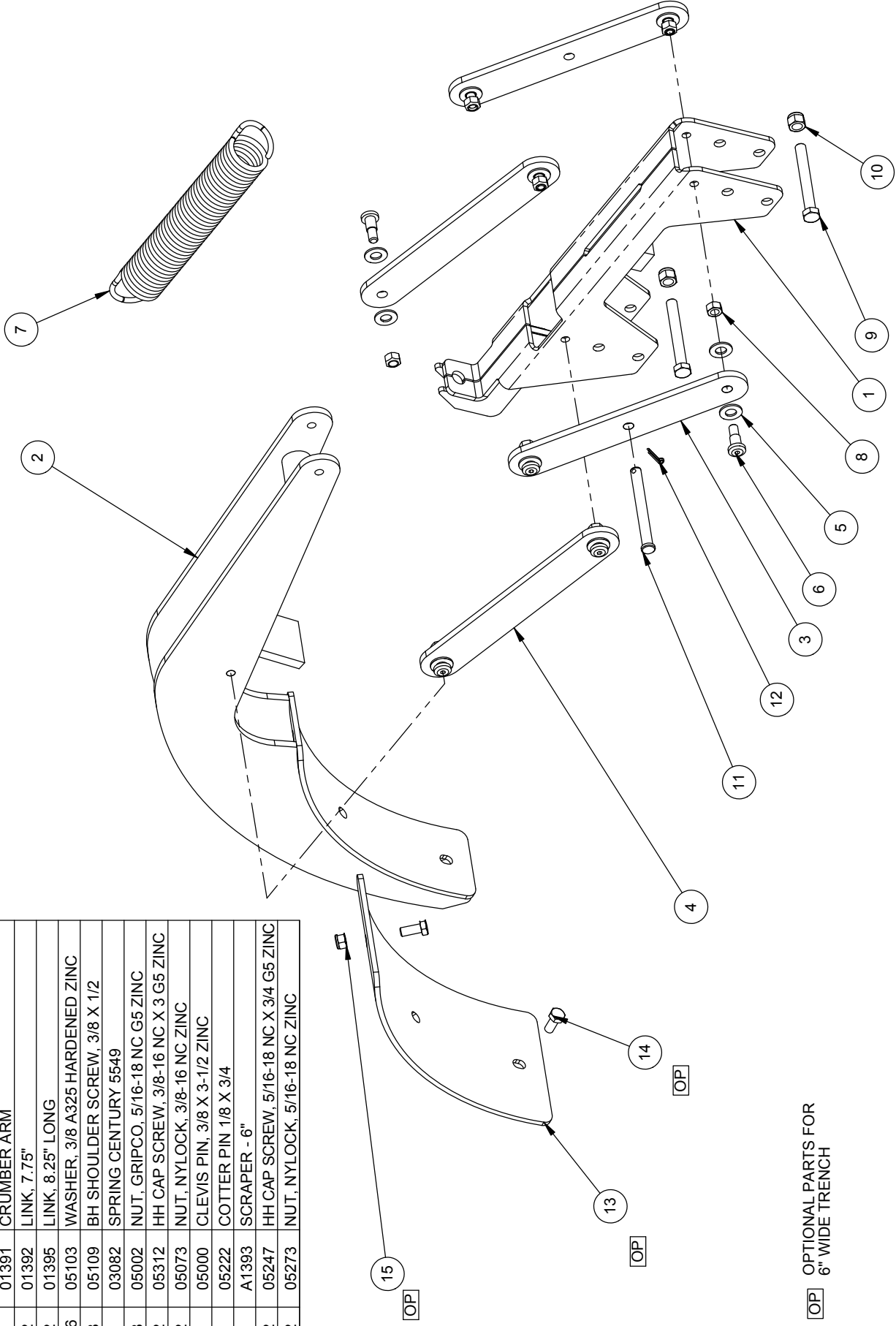
TITLE: FUSE / RELAY HOLDER ASSEM, TK

PRODUCT LINE: TK - RTN DATE: 1-15

SCALE: 1:2

SHEET 1 OF 1 DWG# 12492-AT

REF	QTY.	PART NO.	DESCRIPTION
1	1	01394 R1	CRUMBER MOUNT
2	1	01391	CRUMBER ARM
3	2	01392	LINK, 7.75"
4	2	01395	LINK, 8.25" LONG
5	16	05103	WASHER, 3/8 A325 HARDENED ZINC
6	8	05109	BH SHOULDER SCREW, 3/8 X 1/2
7	1	03082	SPRING CENTURY 5549
8	8	05002	NUT, GRIPCO, 5/16-18 NC G5 ZINC
9	2	05312	HH CAP SCREW, 3/8-16 NC X 3 G5 ZINC
10	2	05073	NUT, NYLOCK, 3/8-16 NC ZINC
11	1	05000	CLEVIS PIN, 3/8 X 3-1/2 ZINC
12	1	05222	COTTER PIN 1/8 X 3/4
13	1	A1393	SCRAPER - 6"
14	2	05247	HH CAP SCREW, 5/16-18 NC X 3/4 G5 ZINC
15	2	05273	NUT, NYLOCK, 5/16-18 NC ZINC



[OP] OPTIONAL PARTS FOR
6" WIDE TRENCH

BARRETO

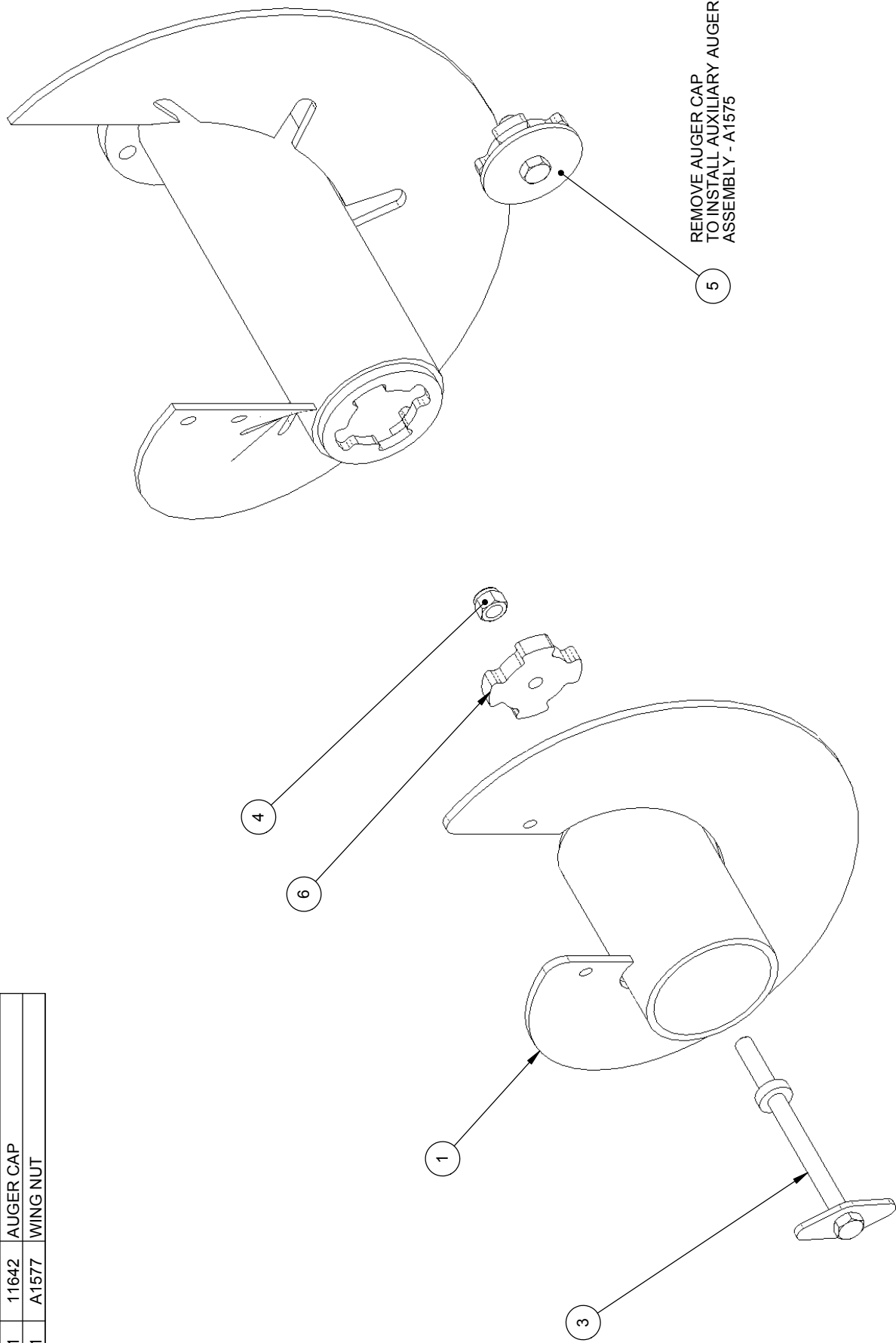
TITLE: CRUMBER ASSEMBLY

PRODUCT LINE: TRENGHER 1324 / 1624 DATE: 3/06

SCALE: 1:5

SHEET 1 OF 1 DWG# A1390

REF	QTY	PART NO.	DESCRIPTION
1	1	A1576	AUXILIARY AUGER
3	1	A1578	COLLAR BOLT
4	1	05098	NUT, NYLOCK, 1/2-13 NC ZINC
5	1	11642	AUGER CAP
6	1	A1577	WING NUT



BARRETO

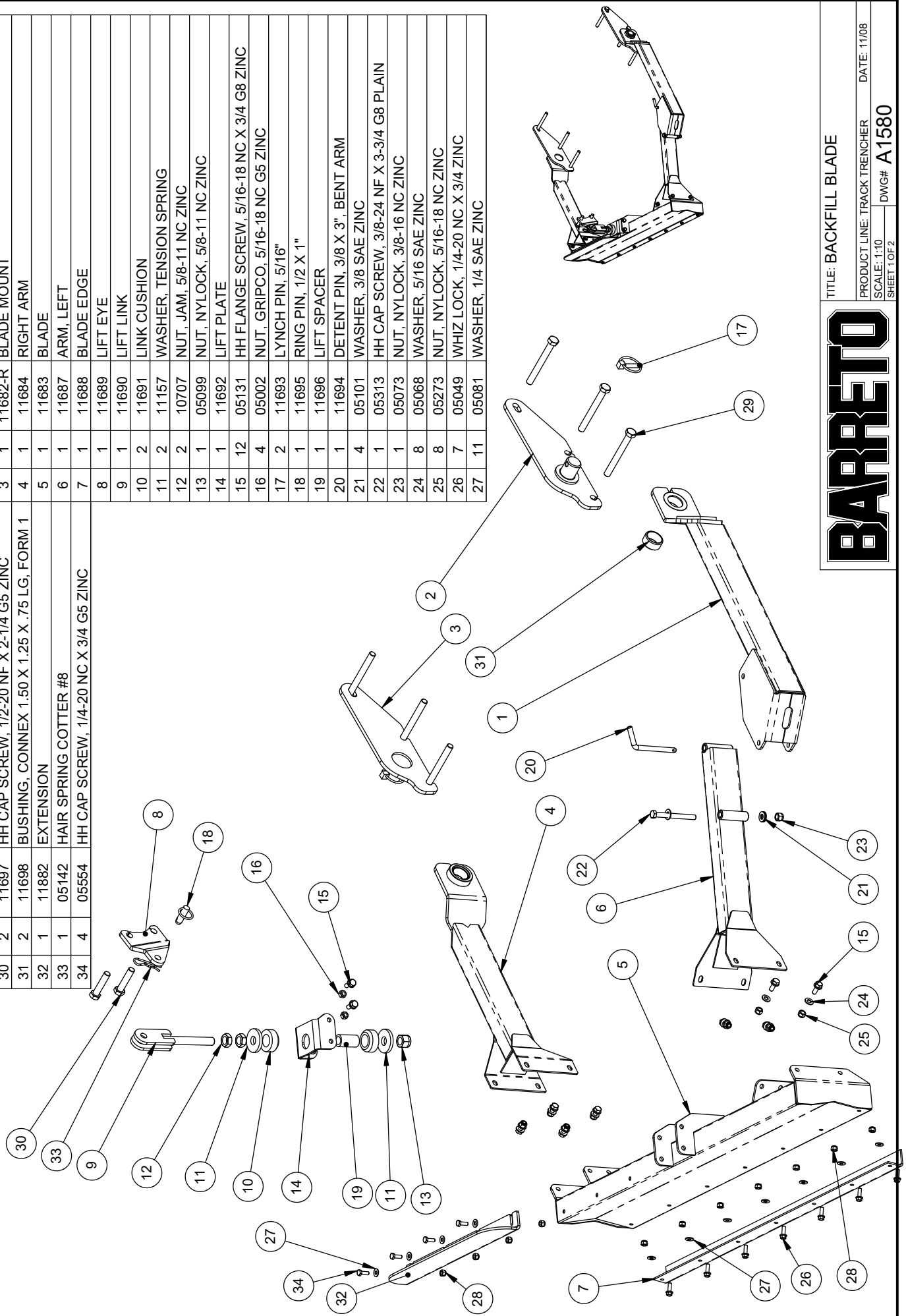
TITLE: AUXILIARY AUGER
OPTION

PRODUCT LINE: TRACK TRENCHER DATE: 07/08

SCALE: 1:4 DWG# A1575
SHEET 1 OF 1

REF	QTY.	PART NO.	DESCRIPTION
28	11	05096	NUT, NYLOCK, 1/4-20 NC ZINC
29	6	05094	HH CAP SCREW, 1/2-13 NC X 4-1/2 G5 ZINC
30	2	11697	HH CAP SCREW, 1/2-20 NF X 2-1/4 G5 ZINC
31	2	11698	BUSHING, CONNEX 1.50 X 1.25 X .75 LG, FORM 1
32	1	11882	EXTENSION
33	1	05142	HAIR SPRING COTTER #8
34	4	05554	HH CAP SCREW, 1/4-20 NC X 3/4 G5 ZINC

REF	QTY.	PART NO.	DESCRIPTION
1	1	11685	SWING ARM
2	1	11682-L	BLADE MOUNT, LEFT
3	1	11682-R	BLADE MOUNT
4	1	11684	RIGHT ARM
5	1	11683	BLADE
6	1	11687	ARM, LEFT
7	1	11688	BLADE EDGE
8	1	11689	LIFT EYE
9	1	11690	LIFT LINK
10	2	11691	LINK CUSHION
11	2	11157	WASHER, TENSION SPRING
12	2	10707	NUT, JAM, 5/8-11 NC ZINC
13	1	05099	NUT, NYLOCK, 5/8-11 NC ZINC
14	1	11692	LIFT PLATE
15	12	05131	HH FLANGE SCREW, 5/16-18 NC X 3/4 G8 ZINC
16	4	05002	NUT, GRIPCO, 5/16-18 NC G5 ZINC
17	2	11693	LYNCH PIN, 5/16"
18	1	11695	RING PIN, 1/2 X 1"
19	1	11696	LIFT SPACER
20	1	11694	DETENT PIN, 3/8 X 3", BENT ARM
21	4	05101	WASHER, 3/8 SAE ZINC
22	1	05313	HH CAP SCREW, 3/8-24 NF X 3-3/4 G8 PLAIN
23	1	05073	NUT, NYLOCK, 3/8-16 NC ZINC
24	8	05068	WASHER, 5/16 SAE ZINC
25	8	05273	NUT, NYLOCK, 5/16-18 NC ZINC
26	7	05049	WHIZ LOCK, 1/4-20 NC X 3/4 ZINC
27	11	05081	WASHER, 1/4 SAE ZINC



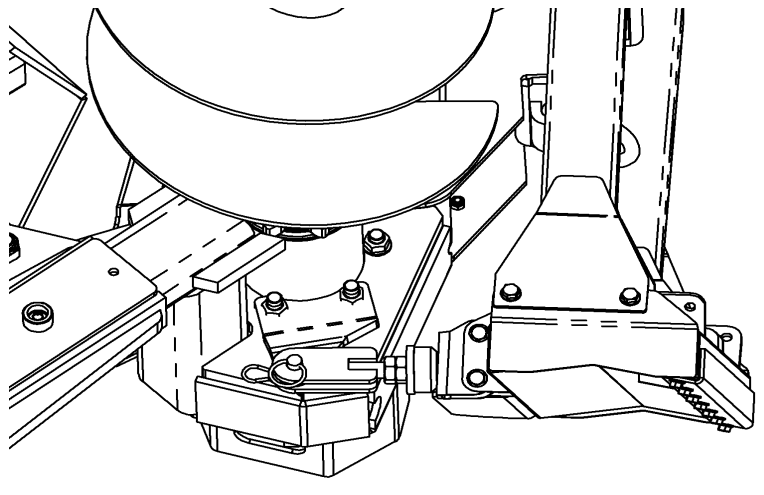
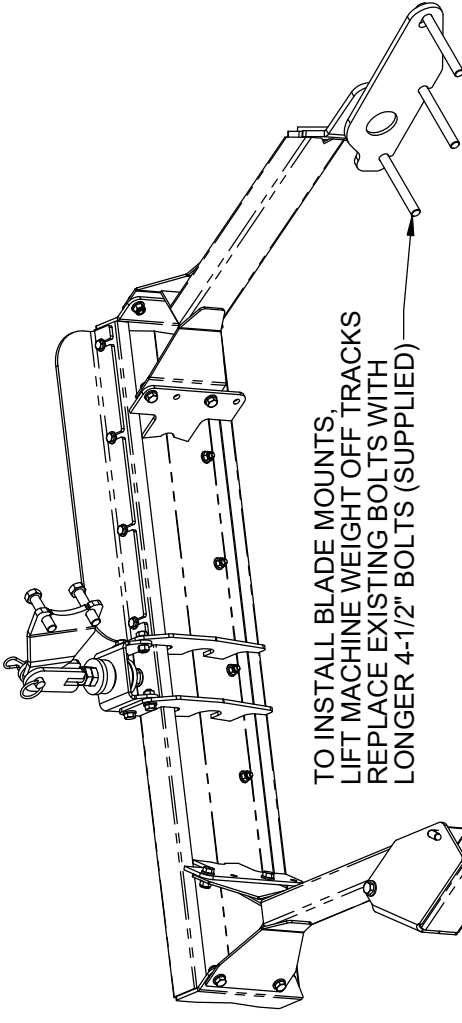
BARRETO

TITLE: BACKFILL BLADE

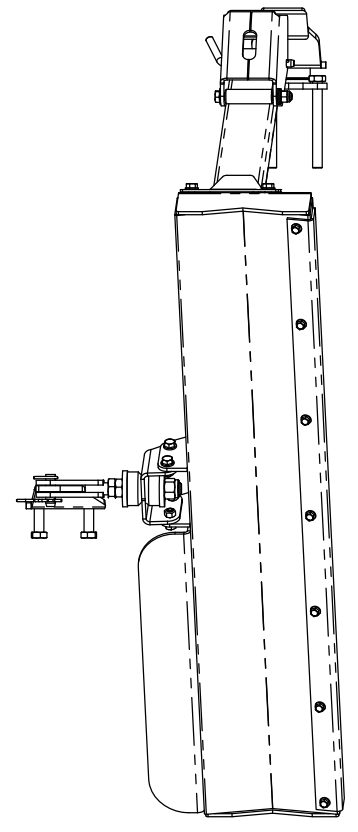
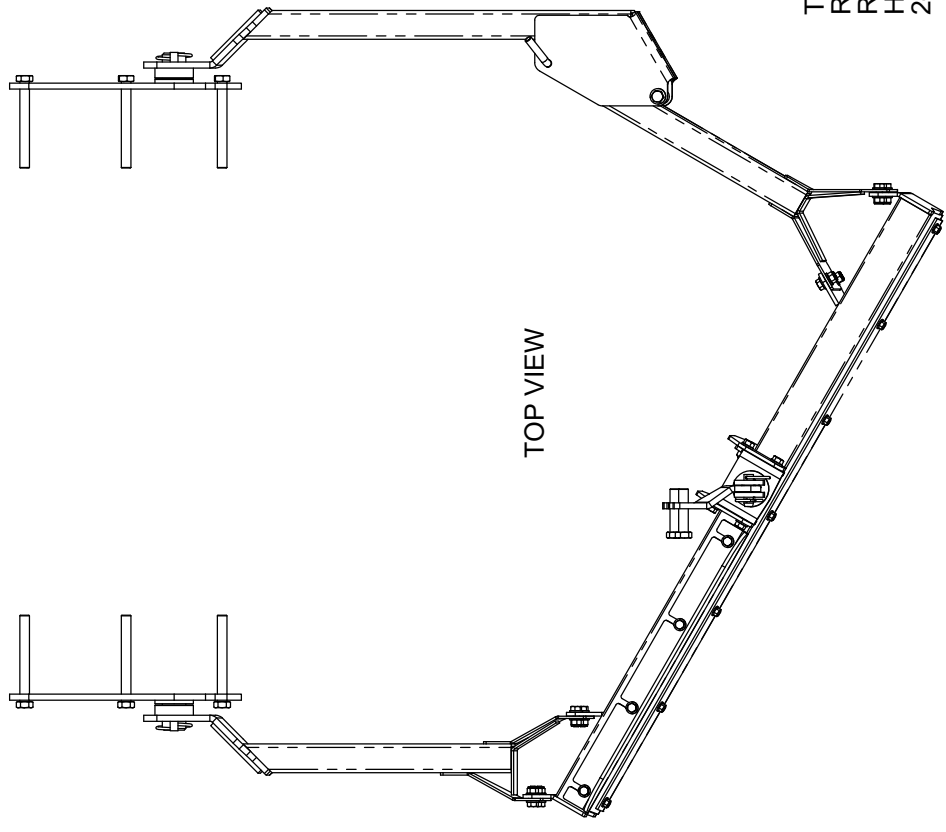
PRODUCT LINE: TRACK TRENCHER DATE: 11/08

SCALE: 1:10 SHEET 1 OF 2

DWG# A1580



TO INSTALL LIFT EYE, (REF. 8)
REMOVE FIN 11963 (IF INSTALLED)
REPLACE 2 BOLTS IN MOTOR
HOUSING WITH LONGER
2-1/4" BOLTS (SUPPLIED)




TITLE: BACKFILL BLADE

PRODUCT LINE: TRACK TRENCHER DATE: 11/08

SCALE: 1:10

SHEET 2 OF 2 DWG# A1580



STANDARD CUP CHAIN**(AKA Skip Tooth)****-4**

This chain has a cup tooth on every other link.

Where to use it

This chain is most effective in loamy soil - soil that is packable into clods. It is also more effective in clay or "gumbo" soil that is sticky and clings to the chain. The space between the cups allows the soil to let go instead of running around with the chain as a slurry which prevents effective digging.

**DOUBLE CUP CHAIN****-4C**

This chain has a cup tooth on every link.

Where to use it

This chain is best for sand and dry, loose soil that has a tendency to fall back into the trench. The extra cups provide for better clean-out.

**STANDARD COMBO CHAIN****-4M**

This chain has an alternating pattern of cup and rock teeth.

Where to use it.

It is designed for areas that have variable soil types. The rock teeth are effective in rocky soil or hard-pan while the cups provide for efficient clean-out. The rock tooth is made up of three parts; a bracket, that is bolted onto the chain, a bullet tip that is inserted into the bracket, and a clip that holds the tip in place. This chain continues to be aggressive even when the cups get rounded. The disadvantage of this chain is that the tips can fall out, especially when the chain reverse feature is used frequently.

**COMBO/SHARK CHAIN****-4MS**

This chain has an alternating pattern of cup and Shark teeth.

Where to use it.

Use this chain in pretty much the same conditions as the standard combo chain. Although not as aggressive, the Shark teeth last longer and do not fall off. This is our most popular chain.

**SHARK CHAIN****-4S**

The teeth on this chain are all Shark teeth that are welded onto the chain. Replacement teeth are not available for this chain.

Where to use it.

This chain can be used in the most adverse soils. It is good in rocky soil, "cliché", limestone, hard-pan and any other hard to dig soils. It does not clean out well in sandy or dry, loose loamy soil. This is not the fastest but it is most durable chain available. It is not uncommon for the teeth to outlast the chain rollers. When the rollers wear out, the complete chain must be replaced.

**BOLT-ON SHARK CHAIN****-4SB**

This chain utilizes a standard chain blank and has Shark teeth that are bolted to the chain blank.

Where to use it.

This chain is good in all the conditions described for the Shark chain. The advantage is the teeth can be removed when the chain wears out and can be used on a new blank. It is not uncommon for the teeth to last through two chains.

**ROCK CHAIN****-4R**

This chain features all rock teeth.

There is a bracket, bullet, and clip at each link.

Where to use it.

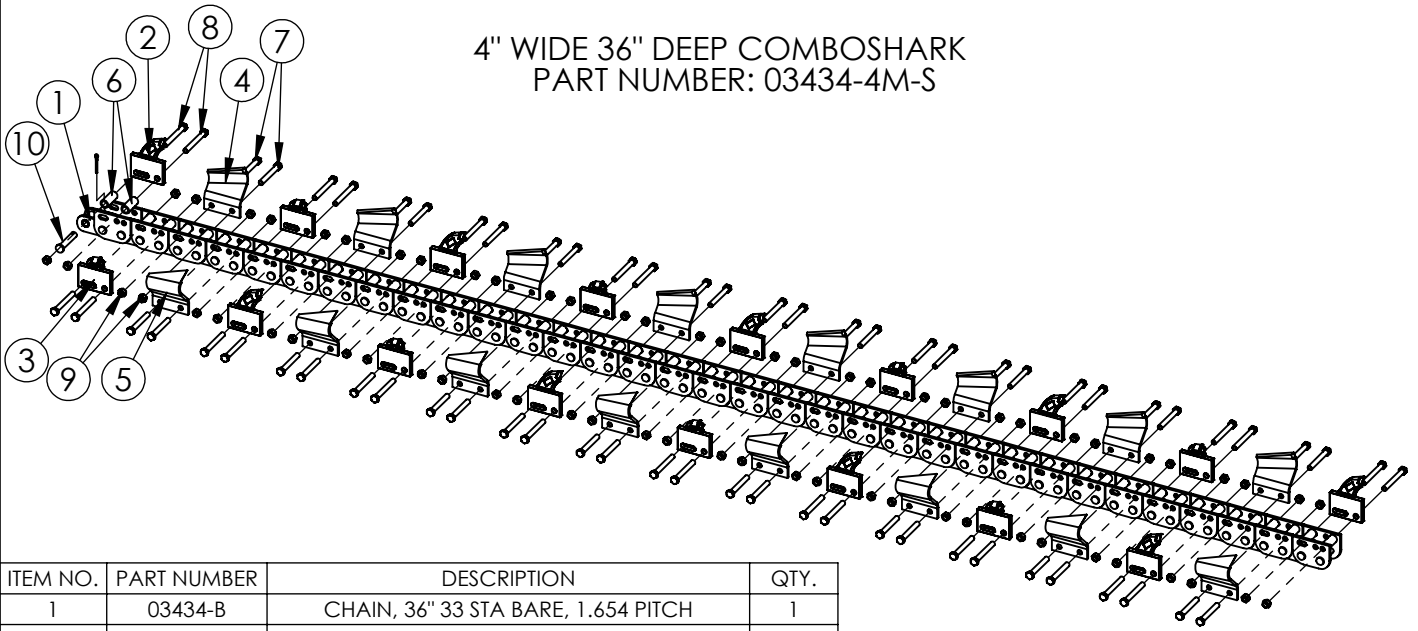
This is the most effective chain for hard rocky soil. It is good in all conditions described for Shark chain. The disadvantage is the possibility of losing bullets, especially in conditions where the chain reverse feature is used often. As the chain wears and the bullets get rounded, it becomes less effective.



NOTE: ALL CHAINS ARE AVAILABLE IN 6" WIDTHS AS WELL.

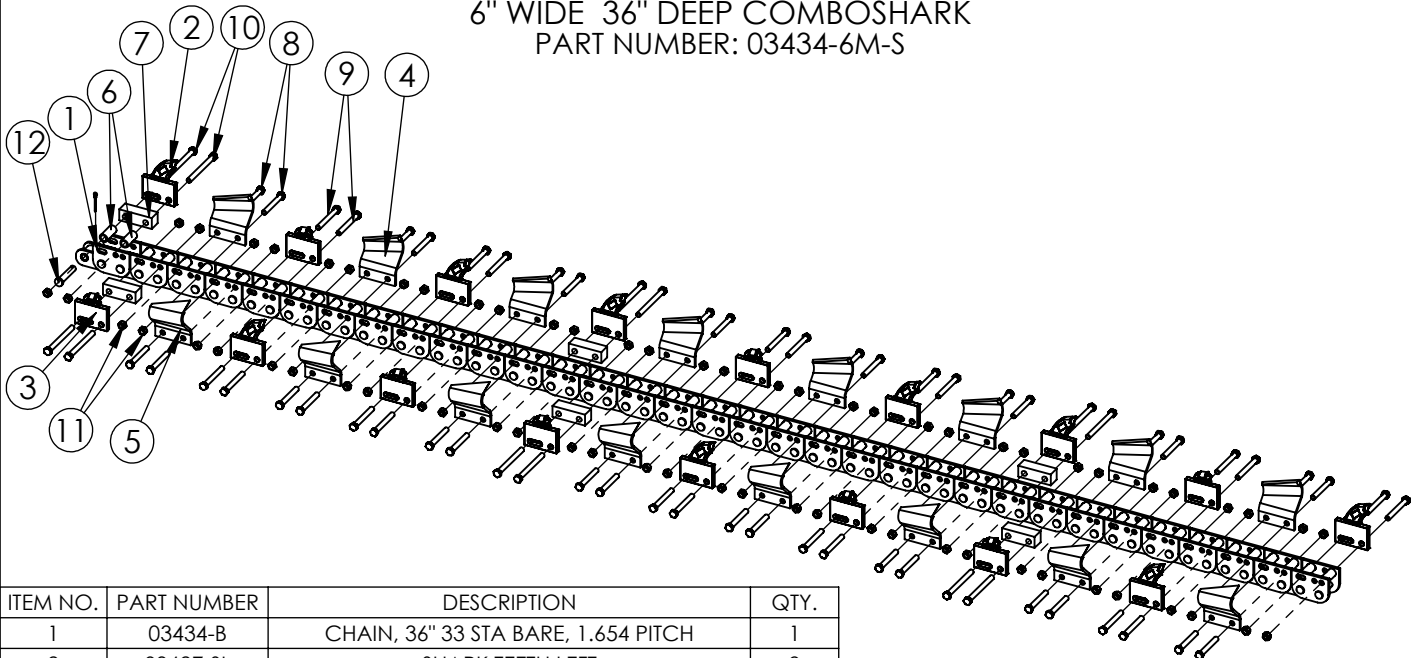
36" DIGGING DEPTH COMBOSHARK CHAINS

4" WIDE 36" DEEP COMBOSHARK
PART NUMBER: 03434-4M-S



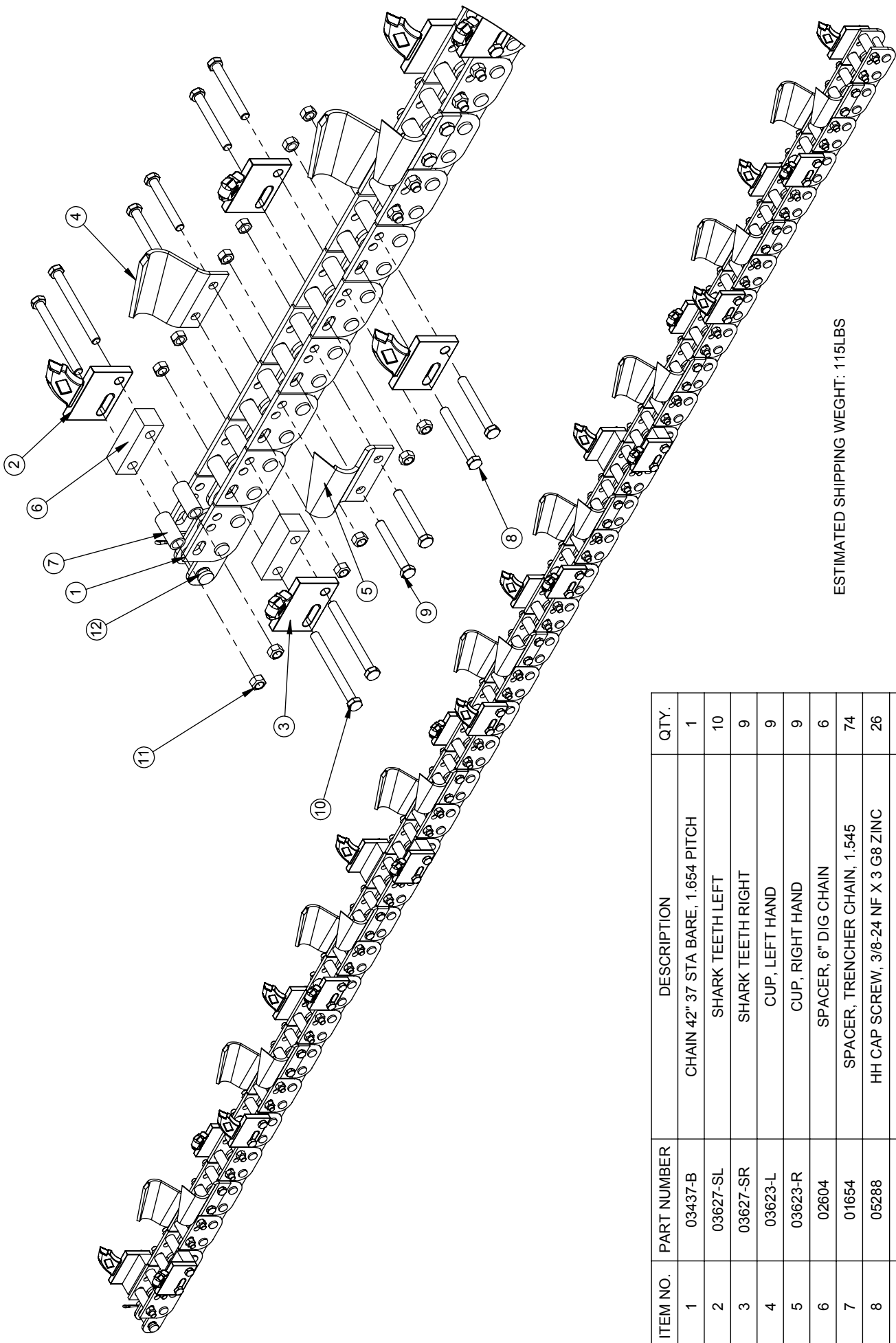
ITEM NO.	PART NUMBER	DESCRIPTION	QTY.
1	03434-B	CHAIN, 36" 33 STA BARE, 1.654 PITCH	1
2	03627-SL	SHARK TEETH LEFT	9
3	03627-SR	SHARK TEETH RIGHT	8
4	03623-L	CUP, LEFT HAND	8
5	03623-R	CUP, RIGHT HAND	8
6	01654	SPACER, TRENCHER CHAIN, 1.545	66
7	05279	HH CAP SCREW, 3/8-24 NF X 2-3/4 G8 ZINC	32
8	05288	HH CAP SCREW, 3/8-24 NF X 3 G8 ZINC	34
9	05283	NUT, GRIPCO, 3/8-24 NF G8 ZINC	66
10	03626	PIN & COTTER	1

6" WIDE 36" DEEP COMBOSHARK
PART NUMBER: 03434-6M-S



ITEM NO.	PART NUMBER	DESCRIPTION	QTY.
1	03434-B	CHAIN, 36" 33 STA BARE, 1.654 PITCH	1
2	03627-SL	SHARK TEETH LEFT	9
3	03627-SR	SHARK TEETH RIGHT	8
4	03623-L	CUP, LEFT HAND	8
5	03623-R	CUP, RIGHT HAND	8
6	01654	SPACER, TRENCHER CHAIN, 1.545	66
7	02604	SPACER, 6" DIG CHAIN	6
8	05279	HH CAP SCREW, 3/8-24 NF X 2-3/4 G8 ZINC	32
9	05288	HH CAP SCREW, 3/8-24 NF X 3 G8 ZINC	22
10	05232	HH CAP SCREW, 3/8-24 NF X 4 G8	12
11	05283	NUT, GRIPCO, 3/8-24 NF G8 ZINC	66
12	03626	PIN & COTTER	1

BARRETO

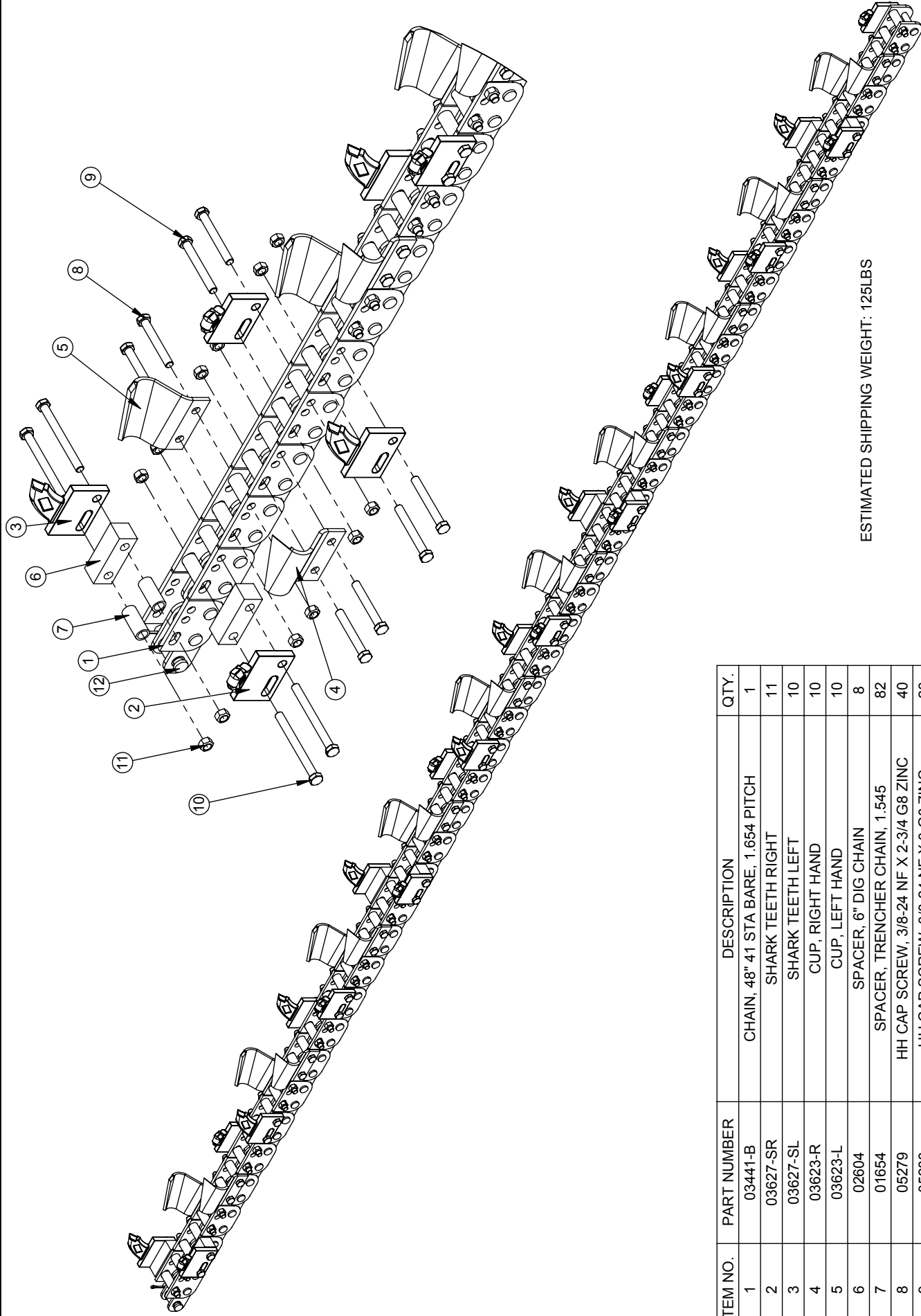


ESTIMATED SHIPPING WEIGHT: 115LBS

ITEM NO.	PART NUMBER	DESCRIPTION	QTY.
1	03437-B	CHAIN 42" 37 STA BARE, 1.654 PITCH	1
2	03627-SL	SHARK TEETH LEFT	10
3	03627-SR	SHARK TEETH RIGHT	9
4	03623-L	CUP, LEFT HAND	9
5	03623-R	CUP, RIGHT HAND	9
6	02604	SPACER, 6" DIG CHAIN	6
7	01654	SPACER, TRENCHER CHAIN, 1.545	74
8	05288	HH CAP SCREW, 3/8-24 NF X 3 G8 ZINC	26
9	05279	HH CAP SCREW, 3/8-24 NF X 2-3/4 G8 ZINC	36
10	05232	HH CAP SCREW, 3/8-24 NF X 4 G8	12
11	05283	NUT, GRIPCO, 3/8-24 NF G8 ZINC	74
12	03626	PIN (INCLUDED WITH CHAIN & INCLUDES COTTER)	1

BARRETO

TITLE: CHAIN, 42" 37 STA 6" COMBOSHRK
 PRODUCT LINE: TRENCHERS DATE: 03/04/2014
 SCALE: 1:24 SHEET 1 OF 1 DWG# 03437-6M-S



ESTIMATED SHIPPING WEIGHT: 125LBS

ITEM NO.	PART NUMBER	DESCRIPTION	QTY.
1	03441-B	CHAIN, 48" 41 STA BARE, 1.654 PITCH	1
2	03627-SR	SHARK TEETH RIGHT	11
3	03627-SL	SHARK TEETH LEFT	10
4	03623-R	CUP, RIGHT HAND	10
5	03623-L	CUP, LEFT HAND	10
6	02604	SPACER, 6" DIG CHAIN	8
7	01654	SPACER, TRENCHER CHAIN, 1.545	82
8	05279	HH CAP SCREW, 3/8-24 NF X 2-3/4 G8 ZINC	40
9	05288	HH CAP SCREW, 3/8-24 NF X 3 G8 ZINC	26
10	05232	HH CAP SCREW, 3/8-24 NF X 4 G8	16
11	05283	NUT, GRIPCO, 3/8-24 NF G8 ZINC	82
12	03626	PIN (INCLUDED WITH CHAIN & INCLUDES COTTER)	1

BARRETO

TITLE: CHAIN 48", 41 STA, COMBOSHARK

PRODUCT LINE: TRENCHERS DATE: 02/26/2014

SCALE: 1:10 SHEET 1 OF 1

DWG# 03441-6M-S



Recycling



ENVIRONMENTAL PROTECTION: Please recycle any unwanted materials as opposed to disposing them as general waste. It is recommended the original is retained and used to store the product when not in use for prolonged periods of time. If this is not applicable ensure the materials are sorted and recycled in accordance with local regulations.



SPECIFICATION CHANGE: It is our policy to continually improve products to ensure these meet the rigours of the industry we serve. Therefore, as such we reserve the right to alter specifications, data, components & parts with-out prior notice.

WARRANTY: Please refer to the manufactures terms & conditions.

IMPORTANT: No liability will be accepted for the incorrect use of this product.

KEEP THIS BOOKLET FOR FUTURE REFERENCE

📞 Nottingham: 0115 946 1988 • London: 0208 830 3333 ✉ Nottingham: sales@hscgroupuk.co.uk • London: sean@hscgroupuk.co.uk 🌐 www.hscgroupuk.co.uk

The Hire Supply Company Terms & Conditions Apply At All Time E&OE