



PARTS DRAWING

BARRETO

**20hp Hydraulic
Tracked Trencher**

**Product Code:
BAR2036TKH-4MS**



Serial Number Range:

From:

To:

Year Of Manufacture: 2024

***Please note, when ordering online via our website if the part number is not recognised,
please Email spares@hscgroupuk.co.uk or Telephone 0115 946 1988**

KEEP THIS BOOKLET FOR FUTURE REFERENCE

Nottingham: 0115 946 1988 • London: 0208 830 3333 ✉ Nottingham: sales@hscgroupuk.co.uk • London: sean@hscgroupuk.co.uk 🌐 www.hscgroupuk.co.uk

The Hire Supply Company Terms & Conditions Apply At All Time E&OE

THE
BARRETO

MODEL 20RTK - 23RTK
STAND ON HYDRAULIC TRENCHER EXPLODED VIEWS
WITH PART NUMBERS

CONGRATULATIONS!

You are now the proud owner of a BARRETO trencher. The following pages have detailed views of your trencher, along with corresponding part numbers. If you have any questions or need any replacement parts in the future, please contact us at your convenience. Our toll-free phone number, fax and email are listed below and parts may be ordered through any of these methods.

Thank you for your patronage and confidence in BARRETO equipment.

Barreto Manufacturing, Inc.
Innovative Equipment Engineered to Last
66498 Highway 203
La Grande, OR 97850
1-800-525-7348
1-541-963-6755 Fax
E-Mail: info@barretomfg.com
Web Site: <http://www.barretomfg.com>

Machine Identification Record

BARRETO Customer number _____

Machine model number _____

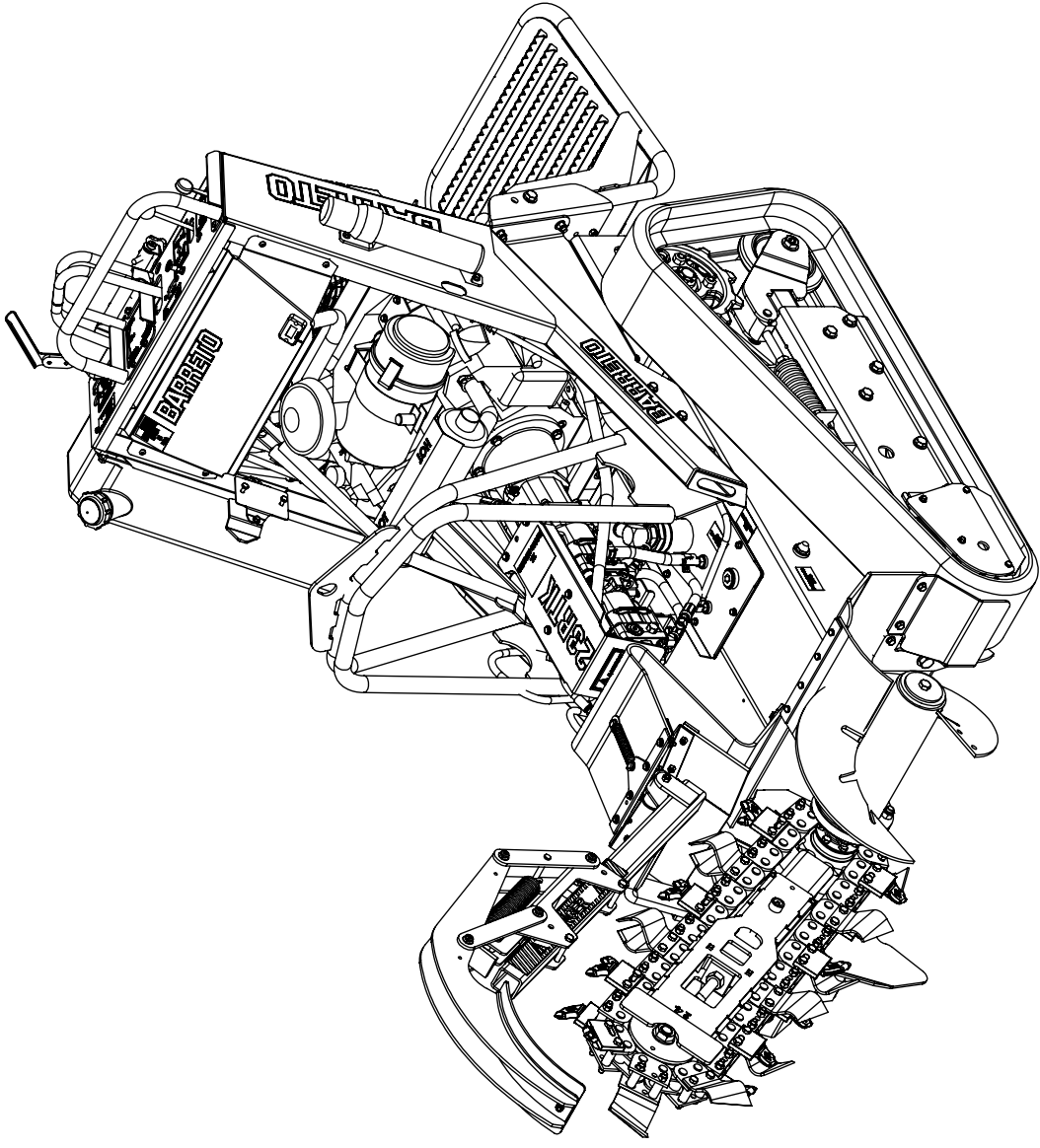
Machine serial number _____

Engine manufacturer _____

Engine model number _____

Engine serial number _____

ITEM NO.	QTY.	PART NO.	DESCRIPTION
1	1	00327-RTK	BODY ASSEMBLY
2	1	00328 R2	FRONT END ASSEMBLY
3	1	00543P	CONTROL ASSEMBLY
4	1	11239	VENT HOSE ASSEMBLY
5	1	13222	LIFT EYE, RTK - OPTIONAL
6	1	12889B	RIDE PLATFORM
7	1	12888-R	RIDE PLATFORM MOUNT, RH
8	1	12888-L	RIDE PLATFORM MOUNT, LH
9	2	12891	RIDE PLATE BUSHING
10	2	12890	CUSHION SPACER
11	4	10958	RUBBER BUSHING
12	1	12836	HOSE, VALVE / CHAIN MOTOR
13	1	12837	HOSE, VALVE / CHAIN MOTOR
14	1	12838	HOSE, CASE DRAIN-FILTER HEAD
15	2	03010	STOP PAD
16	2	05129	HH CAP SCREW, 1/2-13 NC X 1-3/4 G5 ZINC
17	4	05102	WASHER, 1/2 SAE ZINC HARDENED
18	2	05046	NUT, GRIPCO, 1/2-13 NC G5 ZINC
19	4	05292	HH CAP SCREW, 3/8-24 NF X 1-1/4 G5 ZINC
20	4	05072	NUT, NYLOCK, 3/8-24 NF ZINC
21	8	05101	WASHER, 3/8 SAE ZINC
22	2	05273	NUT, NYLOCK, 5/16-18 NC ZINC



RELEASE DATE	12/8/14
REVISED DATE	5/5/17
REVISION #	2

TITLE: TRACK TRENCHER ASSEMBLY

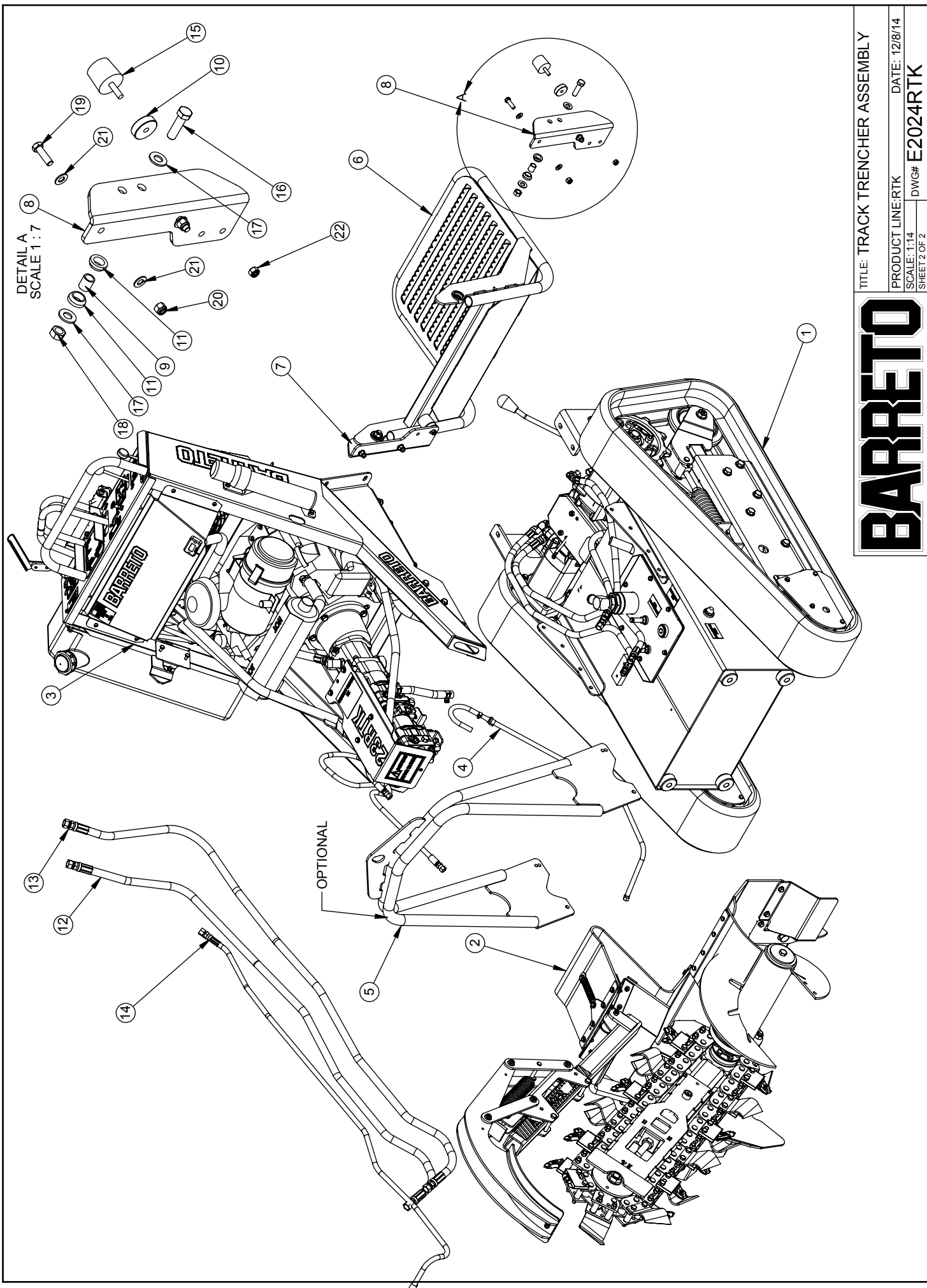
PRODUCT LINE: RTK DATE: 12/8/14

SCALE: 1:14

DWG# E2024RTK

SHEET 1 OF 2

BARRETO



DETAIL A
SCALE 1:7

TITLE: TRACK TRENCHER ASSEMBLY

PRODUCT LINE: RTK DATE: 12/8/14

SCALE: 1:14 DWG#: E2024RTK
SHEET 2 OF 2

BARRETO

ITEM NO.	QTY.	PART NO.	DESCRIPTION
1	1	10253	BALL BEARING, SKF 6209
2	1	10685-R1	SPINDLE
3	1	10686	SPINDLE HOUSING
4	1	11310	SNAP RING, SHR-175, 1-3/4" EXT, HEAVY
5	2	10990	BALL BEARING, SKF 6011
6	1	SEAL - 10688	SEAL, TCM 24363OUB
7	1	10284	SNAP RING, HO-334, 3-11/32 INTERNAL
8	1	11341	GREASE SAVER

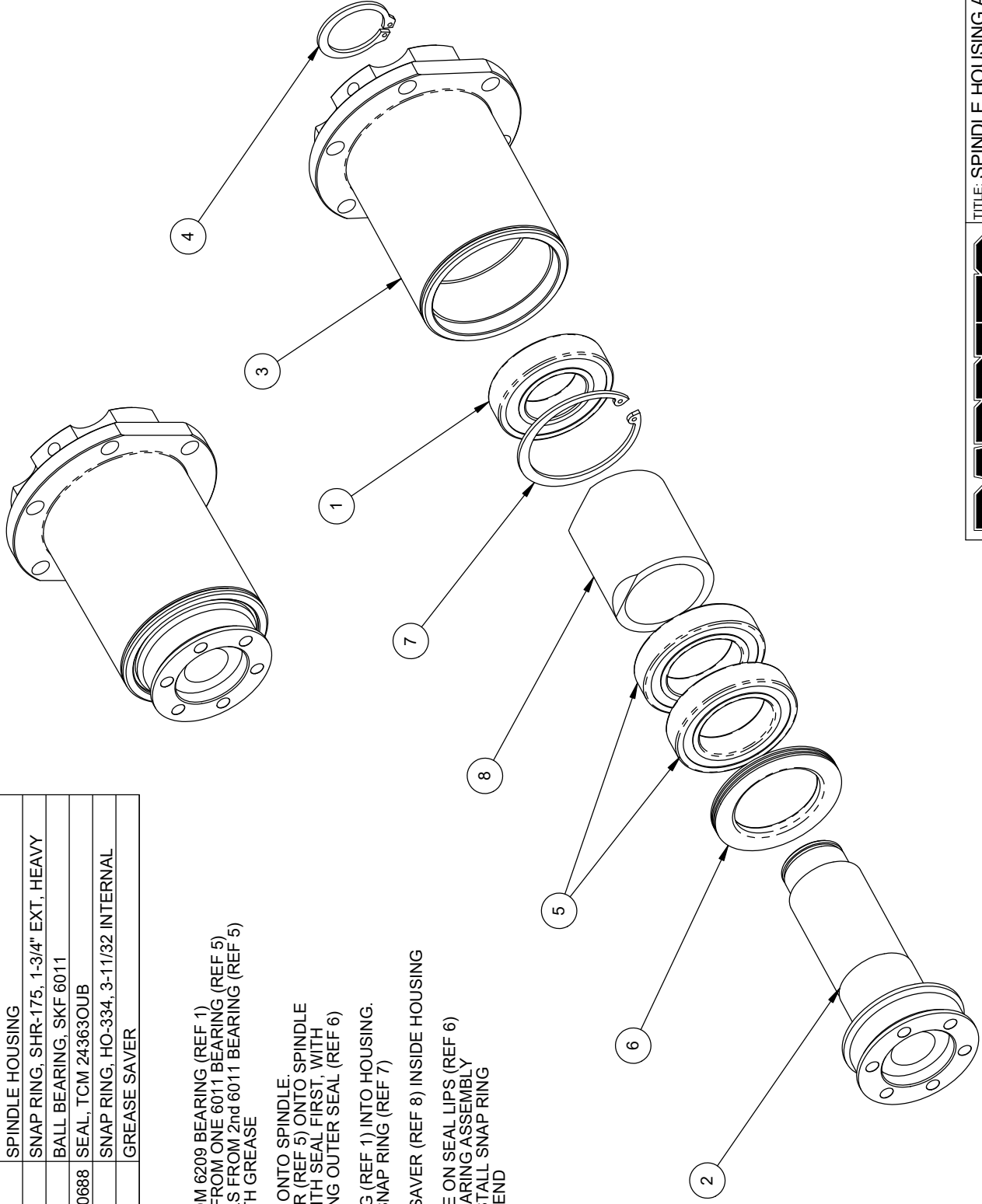
REMOVE SEALS FROM 6209 BEARING (REF 1)
 REMOVE ONE SEAL FROM ONE 6011 BEARING (REF 5)
 REMOVE BOTH SEALS FROM 2nd 6011 BEARING (REF 5)
 PACK BEARINGS WITH GREASE

PRESS SEAL (REF 6) ONTO SPINDLE
 PRESS BEARING PAIR (REF 5) ONTO SPINDLE
 INSTALL BEARING WITH SEAL FIRST, WITH
 BEARING SEAL FACING OUTER SEAL (REF 6)

PRESS 6209 BEARING (REF 1) INTO HOUSING.
 INSTALL INTERNAL SNAP RING (REF 7)

PUT 11341 GREASE SAVER (REF 8) INSIDE HOUSING

PUT PLENTY GREASE ON SEAL LIPS (REF 6)
 PRESS SPINDLE / BEARING ASSEMBLY
 INTO HOUSING & INSTALL SNAP RING
 (REF 4) ON SPINDLE END



TITLE: SPINDLE HOUSING ASSEMBLY

PRODUCT LINE: 1324 TK, 2324 TK DATE: 04/06

SCALE: 1:4

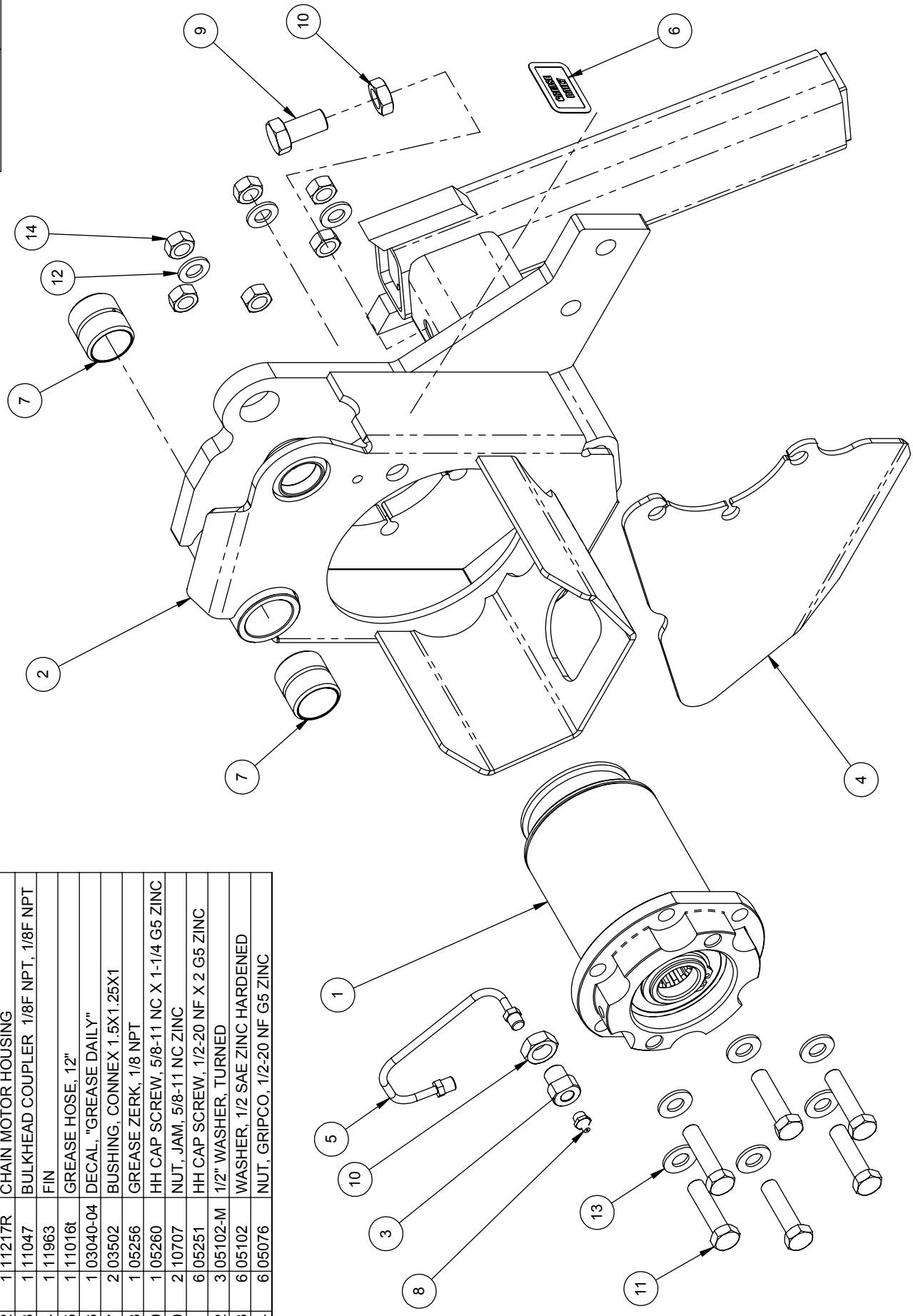
DWG# 00298

SHEET 1 OF 1

BARRETO

ITEM NO.	QTY.	PART NO.	DESCRIPTION
1	1	00298	SPINDLE HOUSING ASSEMBLY
2	1	11217R	CHAIN MOTOR HOUSING
3	1	11047	BULKHEAD COUPLER 1/8F NPT, 1/8F NPT
4	1	11963	FIN
5	1	11016t	GREASE HOSE, 12"
6	1	03040-04	DECAL, "GREASE DAILY"
7	2	03502	BUSHING, CONNEX 1.5X1.25X1
8	1	05256	GREASE ZERK, 1/8 NPT
9	1	05260	HH CAP SCREW, 5/8-11 NC X 1-1/4 G5 ZINC
10	2	10707	NUT, JAM, 5/8-11 NC ZINC
11	6	05251	HH CAP SCREW, 1/2-20 NF X 2 G5 ZINC
12	3	05102-M	1/2" WASHER, TURNED
13	6	05102	WASHER, 1/2 SAE ZINC HARDENED
14	6	05076	NUT, GRIPCO, 1/2-20 NF G5 ZINC

RELEASE DATE	11/2006
REVISED DATE	5/8/17
REVISION #	1



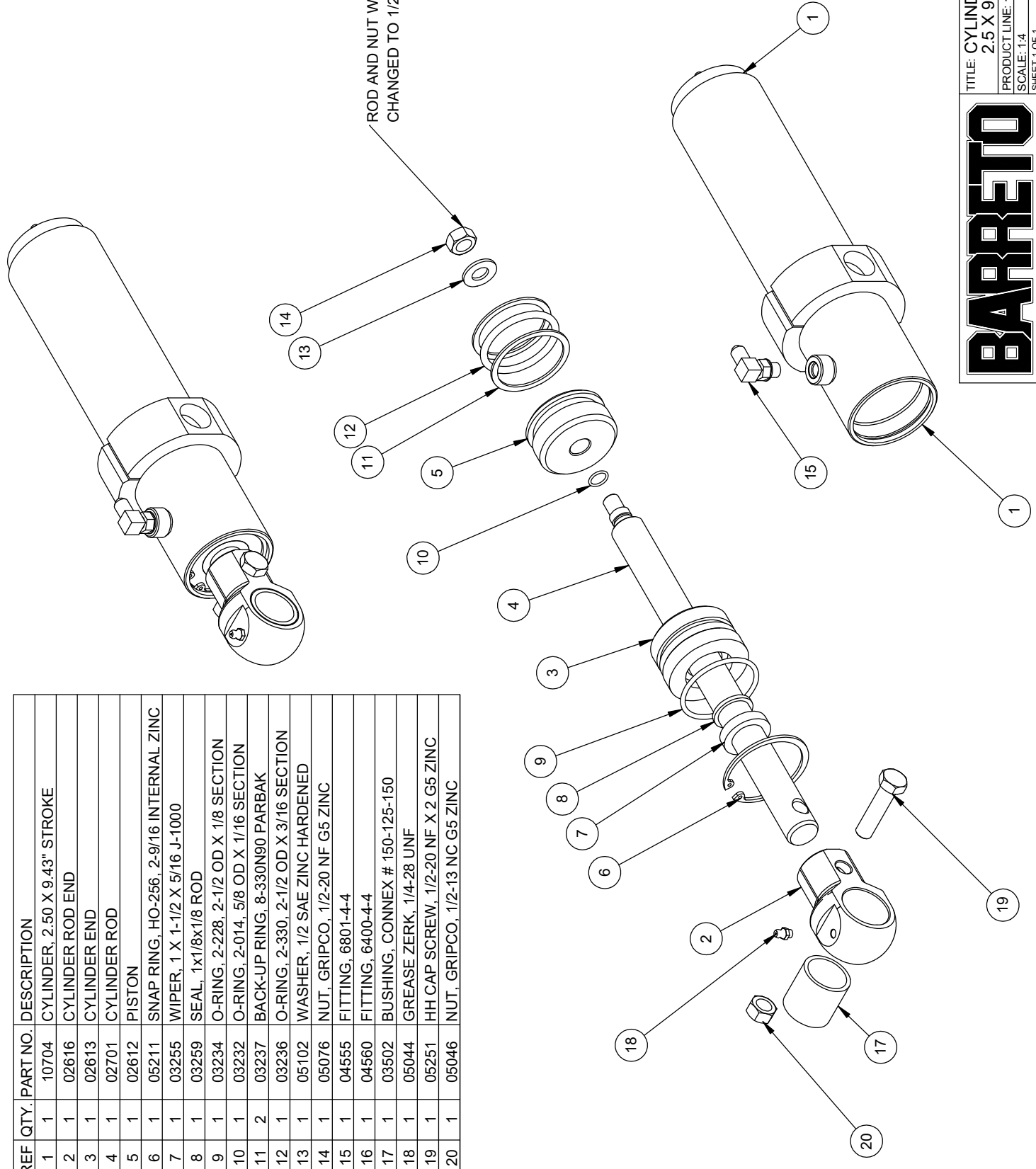
BARRETO

TITLE: MOTOR HOUSING ASSEMBLY 3" BOOM MOUNT
PRODUCT LINE: TK, RTK, TKD
SCALE: 1:4
SHEET 1 OF 1
DATE: 11/06
DWG# 00299 R1

RELEASE DATE	11/13/16
REVISED DATE	5/8/17
REVISION #	1

REF QTY.	PART NO.	DESCRIPTION
1	10704	CYLINDER, 2.50 X 9.43" STROKE
2	02616	CYLINDER ROD END
3	02613	CYLINDER END
4	02701	CYLINDER ROD
5	02612	PISTON
6	05211	SNAP RING, HO-256, 2-9/16 INTERNAL ZINC
7	03255	WIPER, 1 X 1-1/2 X 5/16 J-1000
8	03259	SEAL, 1x1/8x1/8 ROD
9	03234	O-RING, 2-228, 2-1/2 OD X 1/8 SECTION
10	03232	O-RING, 2-014, 5/8 OD X 1/16 SECTION
11	03237	BACK-UP RING, 8-330N90 PARBAK
12	03236	O-RING, 2-330, 2-1/2 OD X 3/16 SECTION
13	05102	WASHER, 1/2 SAE ZINC HARDENED
14	05076	NUT, GRIPCO, 1/2-20 NF G5 ZINC
15	04555	FITTING, 6801-4-4
16	04560	FITTING, 6400-4-4
17	03502	BUSHING, CONNEX # 150-125-150
18	05044	GREASE ZERK, 1/4-28 UNF
19	05251	HH CAP SCREW, 1/2-20 NF X 2 G5 ZINC
20	05046	NUT, GRIPCO, 1/2-13 NC G5 ZINC

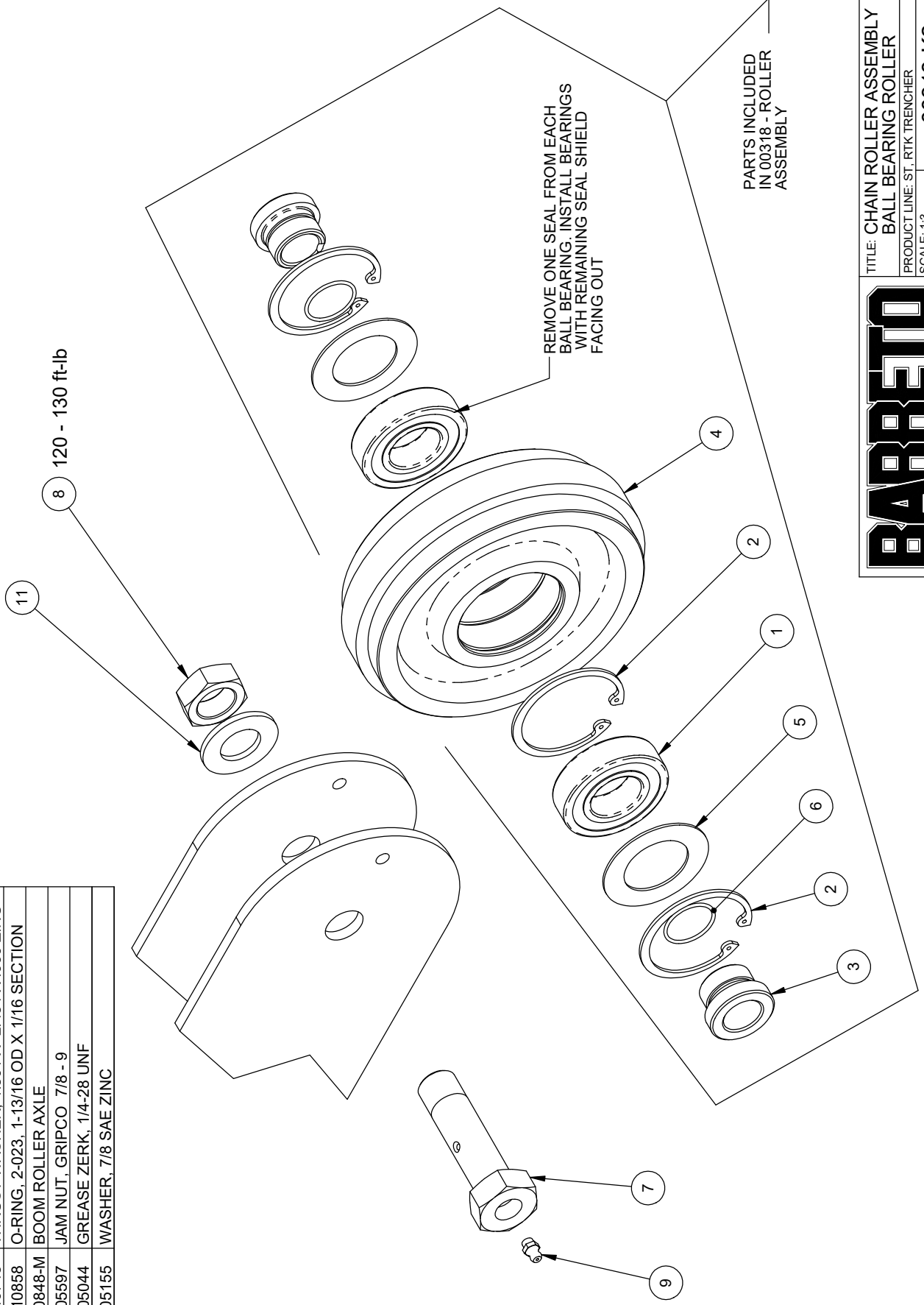
ROD AND NUT WAS 1/2" -13 NC
CHANGED TO 1/2"-20 NF



BARRETO

TITLE: CYLINDER ASSEMBLY 2.5 X 9.43" STROKE	DATE: 11/13/06
PRODUCT LINE: TK_RTK_TKD	
SCALE: 1:4	
SHEET 1 OF 1	DWG# 00303

REF	QTY.	PART NO.	DESCRIPTION
1	2	03280-S1	BALL BEARING, SKF 6206 S1, SHIELD
2	3	10742	SNAP RING, HO-244, 2-7/16 INTERNAL
3	2	10743	SPACER
4	1	02621-B	CHAIN ROLLER, BALL BRG
5	2	10745	THRUST WASHER, 1.501 X 2.434 X .060 ZINC
6	2	10858	O-RING, 2-023, 1-13/16 OD X 1/16 SECTION
7	1	10848-M	BOOM ROLLER AXLE
8	1	05597	JAM NUT, GRIPCO 7/8 - 9
9	1	05044	GREASE ZERK, 1/4-28 UNF
11	1	05155	WASHER, 7/8 SAE ZINC

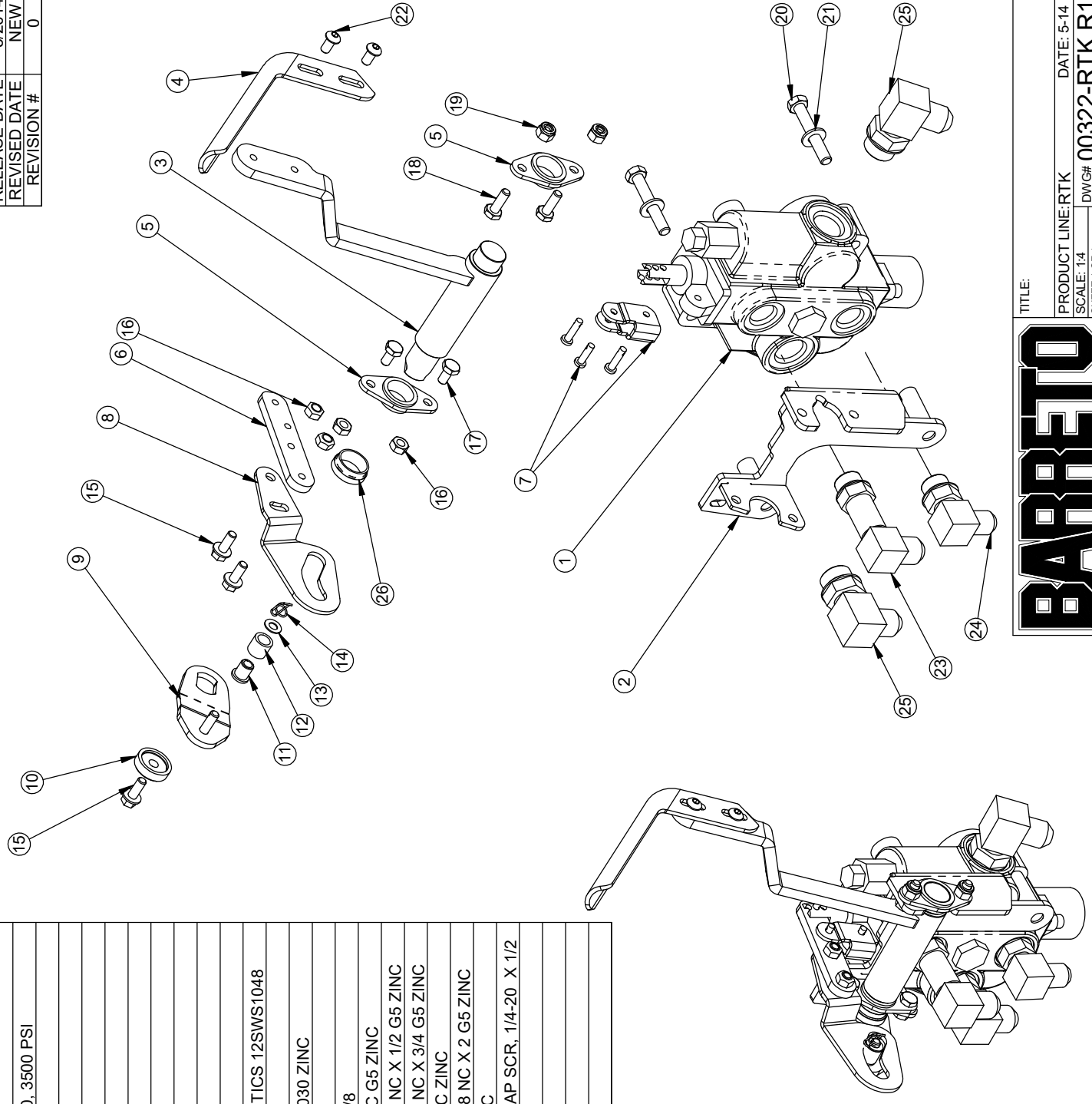


BARRETO

TITLE: CHAIN ROLLER ASSEMBLY
 BALL BEARING ROLLER
 PRODUCT LINE: ST. RTK TRENCHER
 SCALE: 1:3
 SHEET 1 OF 1
 DWG# 00318-K2

ITEM NO.	QTY.	PART NO.	DESCRIPTION
1	1	104509	VALVE, PRINCE RD4100, 3500 PSI
2	1	12801	LEVER BRACKET
3	1	12799 R1	LEVER BASE
4	1	12798 R1	TRENCH LEVER
5	2	12381	IGUS FLANGE JFL-20
6	1	12843	VALVE ROCKER PLATE
7	1	104509-01	VALVE LINK W/ PINS
8	1	12800	VALVE ROCKER
9	1	12803 R1	CAM ARM
10	1	12805	CAP WASHER
11	1	103029-04	BUSHING, MICRO PLASTICS 12SWS1048
12	1	12804	VALVE ROLLER
13	1	11492	WASHER, .257 X .50 X .030 ZINC
14	1	105038	RUE RING COTTER #8
15	3	05069	WHIZ-LOCK 1/4 - 20 X 5/8
16	4	10773	NUT, GRIPCO, 1/4-20 NC G5 ZINC
17	2	05557	HH CAP SCREW, 1/4-20 NC X 1/2 G5 ZINC
18	2	05554	HH CAP SCREW, 1/4-20 NC X 3/4 G5 ZINC
19	2	05096	NUT, NYLOCK, 1/4-20 NC ZINC
20	2	05566	HH CAP SCREW, 5/16-18 NC X 2 G5 ZINC
21	2	05068	WASHER, 5/16 SAE ZINC
22	2	05507	BUTTON HD SOCKET CAP SCR, 1/4-20 X 1/2
23	1	104533	FITTING, 6801-8-8-LL
24	1	104554	FITTING, 6801-8-8
25	2	04211	FITTING, 6801-8-10
26	1	12806 R1	SPACER

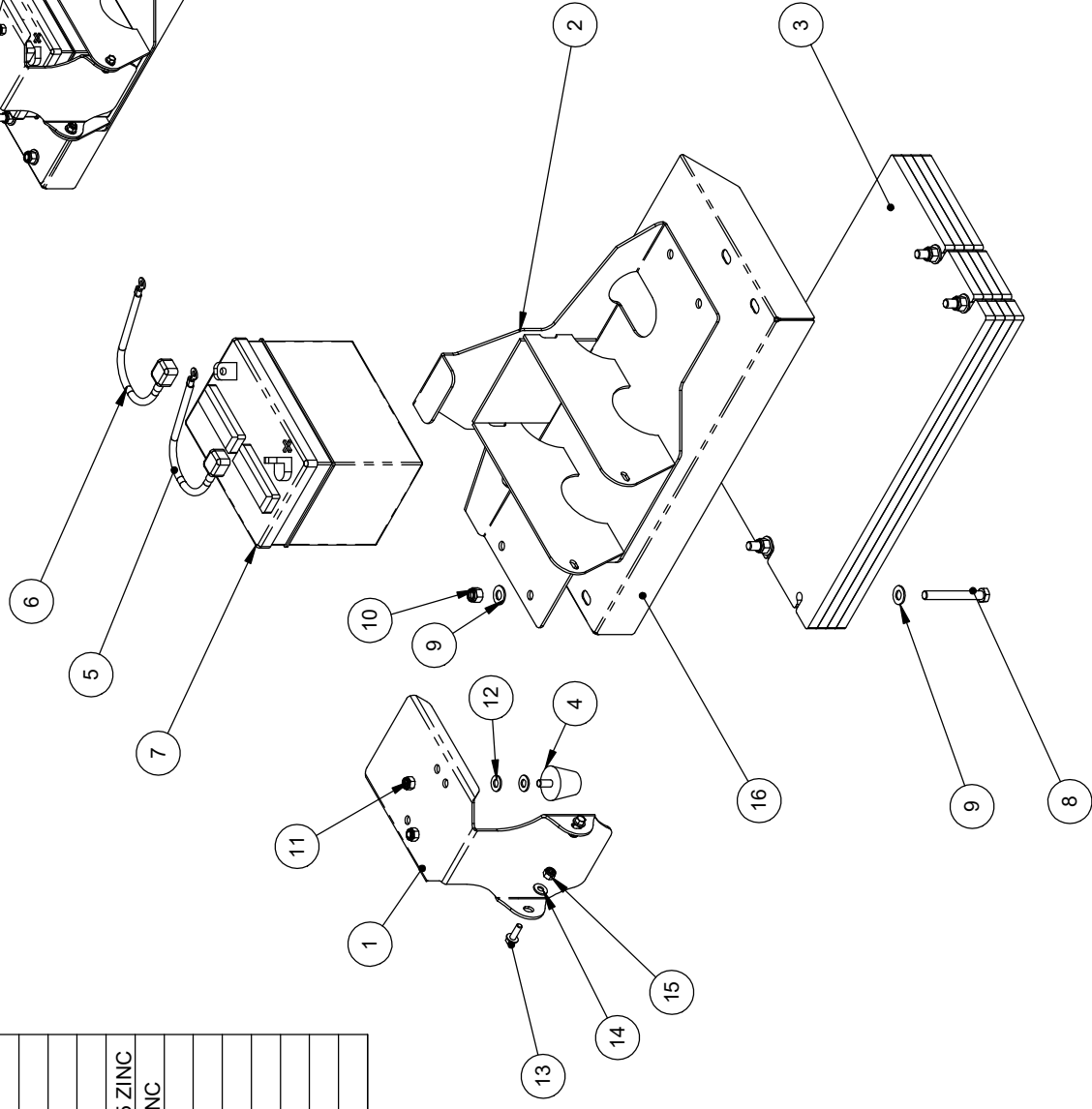
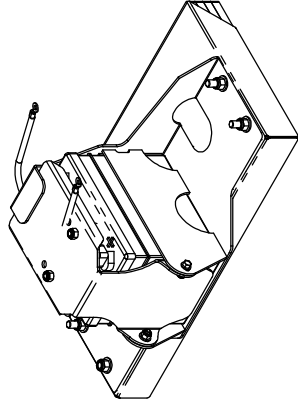
RELEASE DATE	5/2014
REVISED DATE	NEW
REVISION #	0



BARRETO

TITLE:	PRODUCT LINE:RTK	DATE: 5-14
	SCALE: 1:4	DWG# 00322-RTK R1
	SHEET 1 OF 1	

REF	QTY.	PART NO.	DESCRIPTION
1	1	11542-ASSY	BATTERY CAP, W/ PAD
2	1	11539	BATTERY MOUNT
3	4	11634P	WEIGHT , 1/2 X 10
4	2	11258	RUBBER BUMPER
5	1	11321	BATTERY CABLE, POS
6	1	11322	BATTERY CABLE, NEG
7	1	11537	BATTERY, GT-X U1 300
8	4	05312	HH CAP SCREW, 3/8-16 NC X 3 G5 ZINC
9	8	05103	WASHER, 3/8 A325 HARDENED ZINC
10	4	05073	NUT, NYLOCK, 3/8-16 NC ZINC
11	2	05273	NUT, NYLOCK, 5/16-18 NC ZINC
12	4	05068	WASHER, 5/16 SAE ZINC
13	2	05049	WHIZ-LOCK 1/4 - 20 X 3/4
14	2	05081	WASHER, 1/4 SAE ZINC
15	2	05096	NUT, NYLOCK, 1/4-20 NC ZINC
16	1	13476	WEIGHT COVER- 4 PLATES



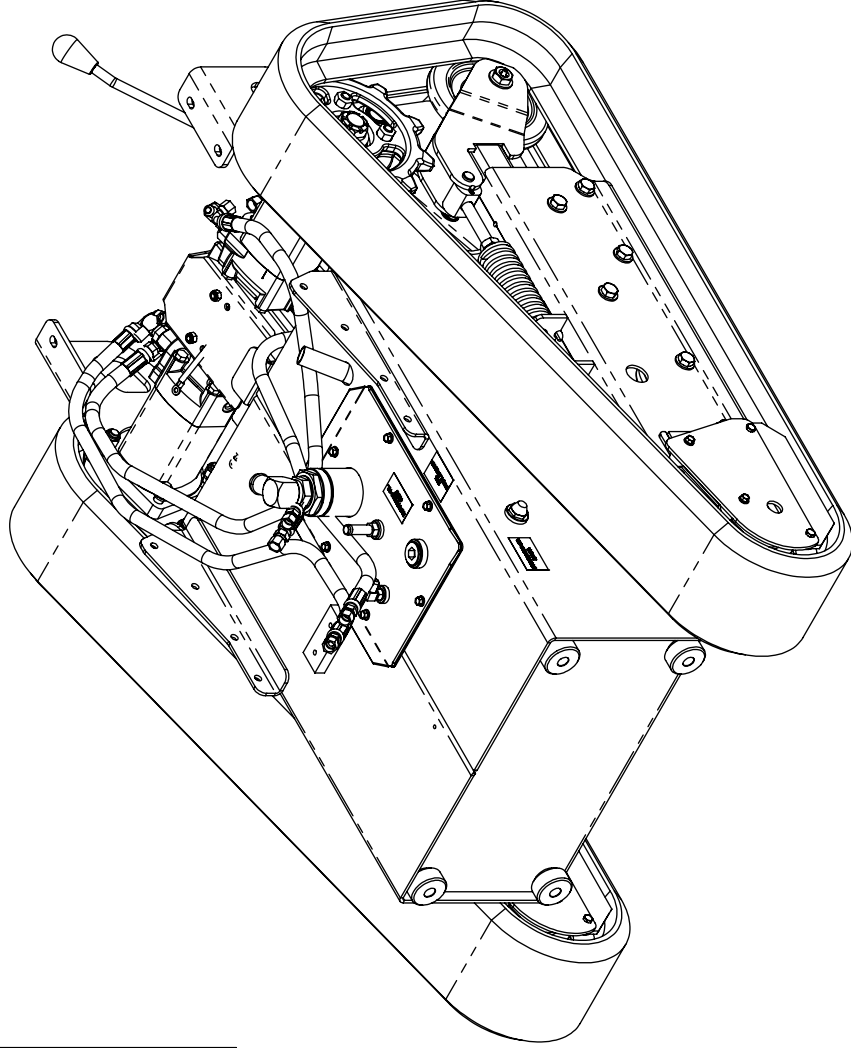
BARRETO

TITLE: BATTERY & WEIGHT OPTIONS

PRODUCT LINE: RTK, 375G DATE: 1/24

SCALE: 1:8 SHEET 1 OF 1 DWG# 00326 R1

ITEM NO.	QTY.	PART NO.	DESCRIPTION
1	1	00326 R1	WEIGHT & BATTERY OPTIONS
2	1	00459	LID ASSEMBLY
3	1	00334-RTK	CARRIAGE, RIGHT
4	1	00333-RTK	CARRIAGE, LEFT
5	2	00366	MID ROLLER ASSY
6	1	01270-T2	BODY, TRACK TRENCHER
7	4	11155	ROLLER SPACER, SHORT
8	2	12354	SPROCKET SHIM
9	2	10874	TRACK SPROCKET
10	2	10964	TRACK, 180 X 36 X 72
11	1	03503	SIGHT GAUGE
12	1	03040-57	DECAL, "HYDRAULIC OIL LEVEL"
13	1	04450-22	DECAL: S/N RTK
14	1	10361	FITTING, .6409-8 PLUG
15	2	11447	HH CAP SCREW, 1/2-13 NC X 2-1/2 G5 ZN
16	4	05129	HH CAP SCREW, 1/2-13 NC X 1-3/4 G5 ZINC
17	8	05323	HH CAP SCREW, 1/2-13 NC X 1-1/4 G5 ZINC
18	16	05102	WASHER, 1/2 SAE ZINC HARDENED
19	4	05098	NUT, NYLOCK, 1/2-13 NC ZINC
20	8	05042	NUT, LUG, 1/2-20 NF



RELEASE DATE	12/8/14
REVISED DATE	5/4/17
REVISION #	1

TITLE: BODY ASSEMBLY

BARRETO

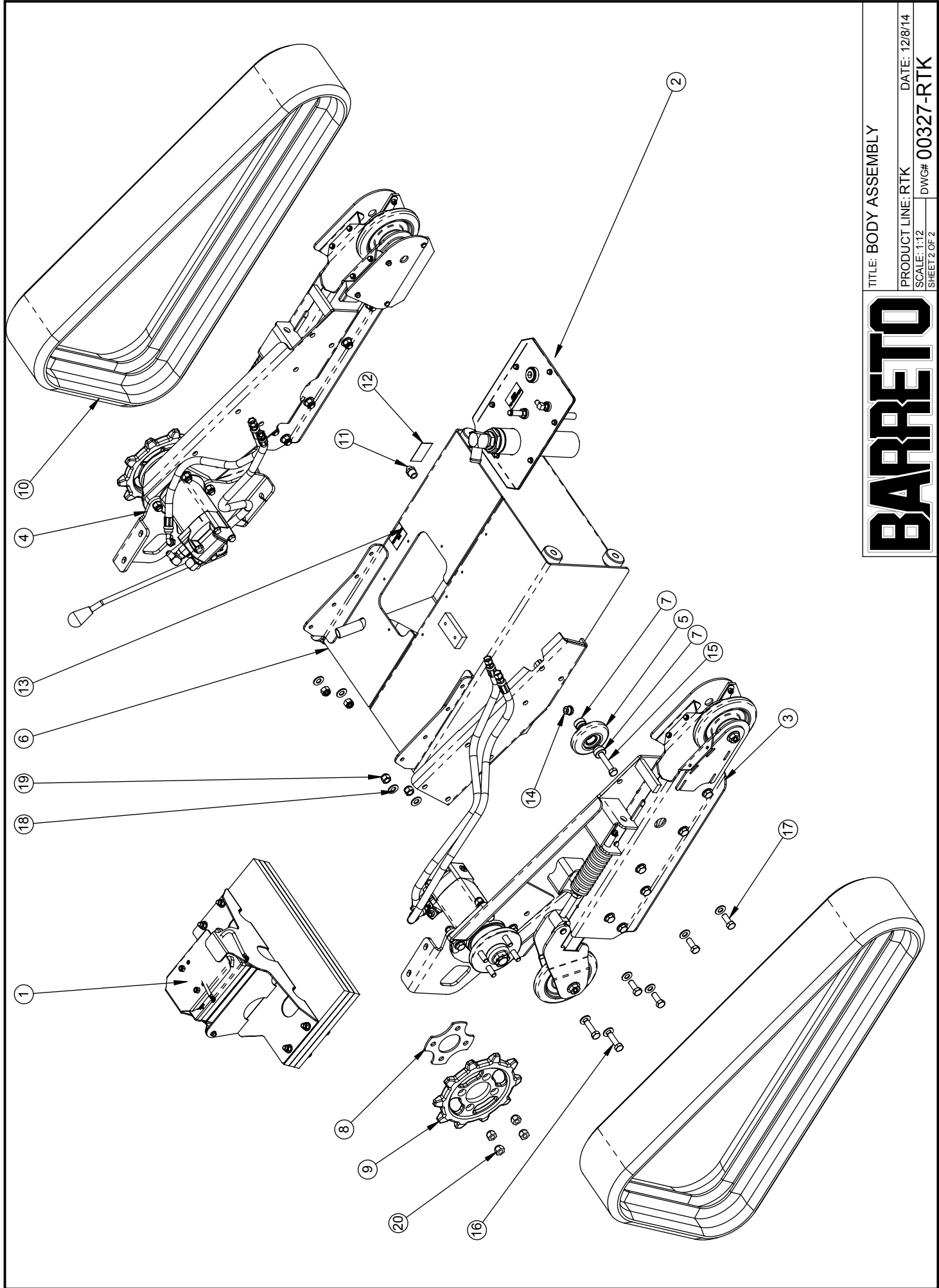
PRODUCT LINE: RTK

DATE: 12/8/14

SCALE: 1:10

DWG# 00327-RTK

SHEET 1 OF 2



TITLE: BODY ASSEMBLY

PRODUCT LINE: RTK DATE: 12/8/14

SCALE: 1:12

DWG# 00327-RTK

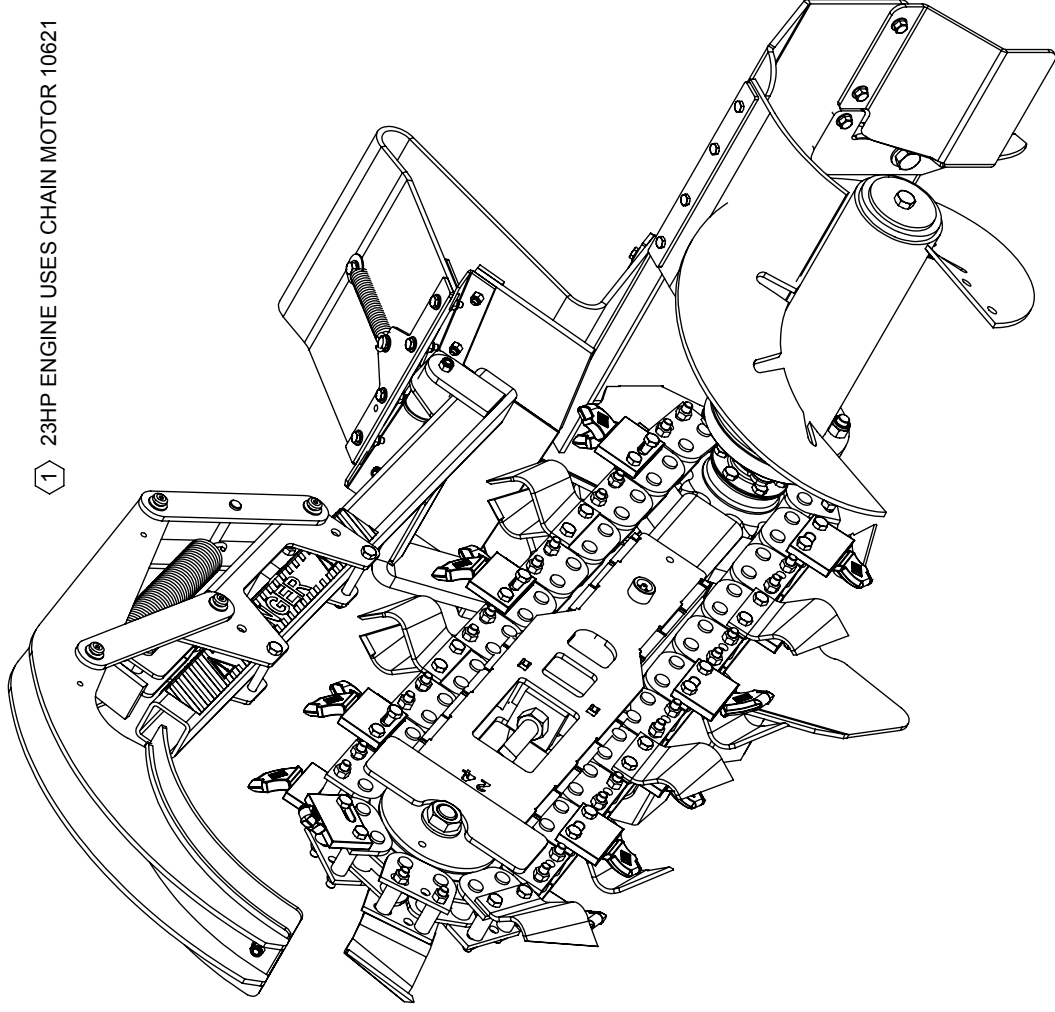
SHEET 2 OF 2

BARRETO

RELEASE DATE	11/2008
REVISED DATE	4/25/17
REVISION #	2

ITEM NO.	QTY.	PART NO.	DESCRIPTION
48	1	05049	WHIZ LOCK, 1/4-20 NC X 3/4 ZINC
49	17	05081	WASHER, 1/4 SAE ZINC
50	1	10773	NUT, GRIPCO, 1/4-20 NC G5 ZINC
51	13	05096	NUT, NYLOCK, 1/4-20 NC ZINC
52	2	05233	SCREW #10-24 X 1/2 PPH
53	2	05265	NUT, #10-24 NC

① 23HP ENGINE USES CHAIN MOTOR 10621



ITEM NO.	QTY.	PART NO.	DESCRIPTION
1	1	00368 R1	CHAIN / BOOM / GUARD OPTIONS
2	1	00299 R1	MOTOR HOUSING ASSEMBLY
3	1	00303	CYLINDER ASSEMBLY
4	1	00372	AUGER ASSEMBLY
5	1	11642	AUGER CAP
6	1	10683	CHAIN MOTOR 11.9 CI ①
7	1	10850 R4	FRONT END
8	2	12064	FLAP HOLDER
9	1	11246	TRACK GUARD
10	1	11527	TRACK COVER
11	1	10925	ROD GUARD
12	1	10926	GUARD SLIDER
13	1	11962	FLAP CLAMP
14	1	10546	CYLINDER ROD PIN
15	1	10728-5.4	PIVOT PIN, 5-3/8
16	1	10626	PIVOT PIN WASHER
17	2	10281	CYLINDER PIN
18	1	02710B	10T SPROCKET
19	1	11219 R1	AUGER DRIVER
20	1	10037P	WASHER, 1/2 X 1-3/4 X 1/4
21	1	11961	CHAIN GUARD FLAP
22	1	03906	AUGER FLAP
23	2	12062	SPRING, CENTURY 5031
24	1	03341-05	DECAL: DANGER, CHAIN
25	1	10689	O-RING, 2-042, 3-3/8 OD X 1/16 SECTION
26	1	04555	FITTING, 6801-4-4
27	2	04557	FITTING, 6802-8-10
28	2	05044	GREASE ZERK, 1/4-28 UNF
29	1	05307	GREASE ZERK, 1/4-28 UNF 90°
30	4	05260	HH CAP SCREW, 5/8-11 NC X 1-1/4 G5 ZINC
31	4	05272	WASHER, 5/8 SAE ZINC HARDENED
32	2	05583	SH CAP SCREW, 1/2-20 NF X 1-1/2 ZINC
33	1	05067	HH CAP SCREW, 1/2-13 NC X 1 G5 ZINC
34	6	05289	HH CAP SCREW, 3/8-24 NF X 2-1/2 G8 ZINC
35	2	05101	WASHER, 3/8 SAE ZINC
36	2	05315	HH CAP SCREW, 5/16-18 NC X 1 G5 ZINC
37	1	10627	FSCS 5/16 NC X 3/4 ZN
38	2	05109	SHSB, 3/8S X 1/2SL X 5/16 NC, BK OX
39	4	05140	WHIZ LOCK, 5/16-18 NC X 3/4 ZINC
40	3	05131	HHFS 5/16-18 X 3/4, G8, ZN
41	2	05304	HH CAP SCREW, 5/16-18 NC X 1/2 G5 ZINC
42	4	05068	WASHER, 5/16 SAE ZINC
43	4	05541	WASHER, 5/16 FENDER ZINC
44	2	05264	NUT, 5/16-18 NC ZINC
45	5	05273	NUT, NYLOCK, 5/16-18 NC ZINC
46	8	05125	HH CAP SCREW, 1/4-20 NC X 1-1/4 G5 ZINC
47	5	05237	HH CAP SCREW, 1/4-20 NC X 1 G5 ZINC

BARRETO

TITLE: FRONT END ASSEMBLY

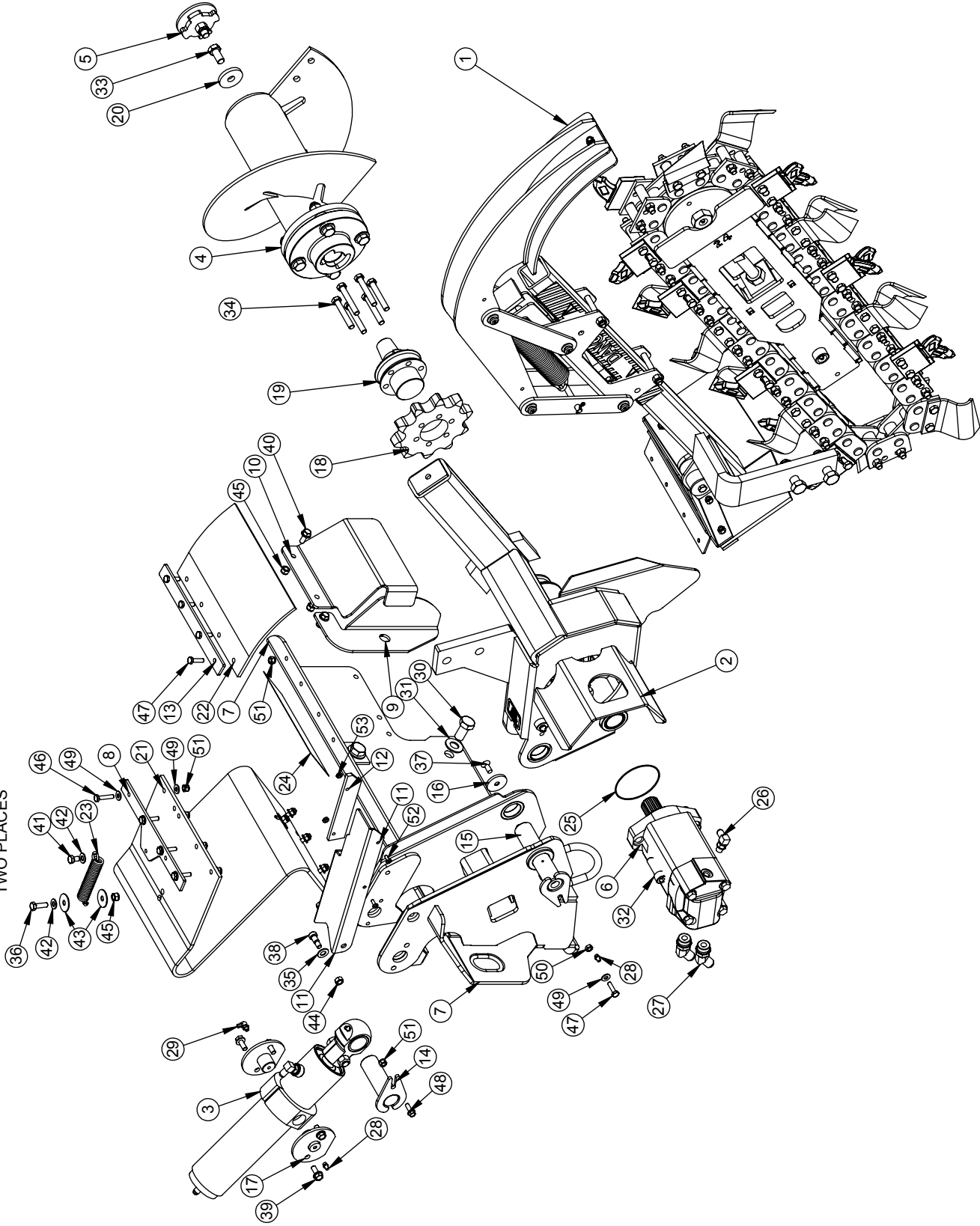
PRODUCT LINE:RTK

SCALE:1:8

SHEET 1 OF 2

DWG# 00328 R2

TWO PLACES



TITLE: FRONT END ASSEMBLY

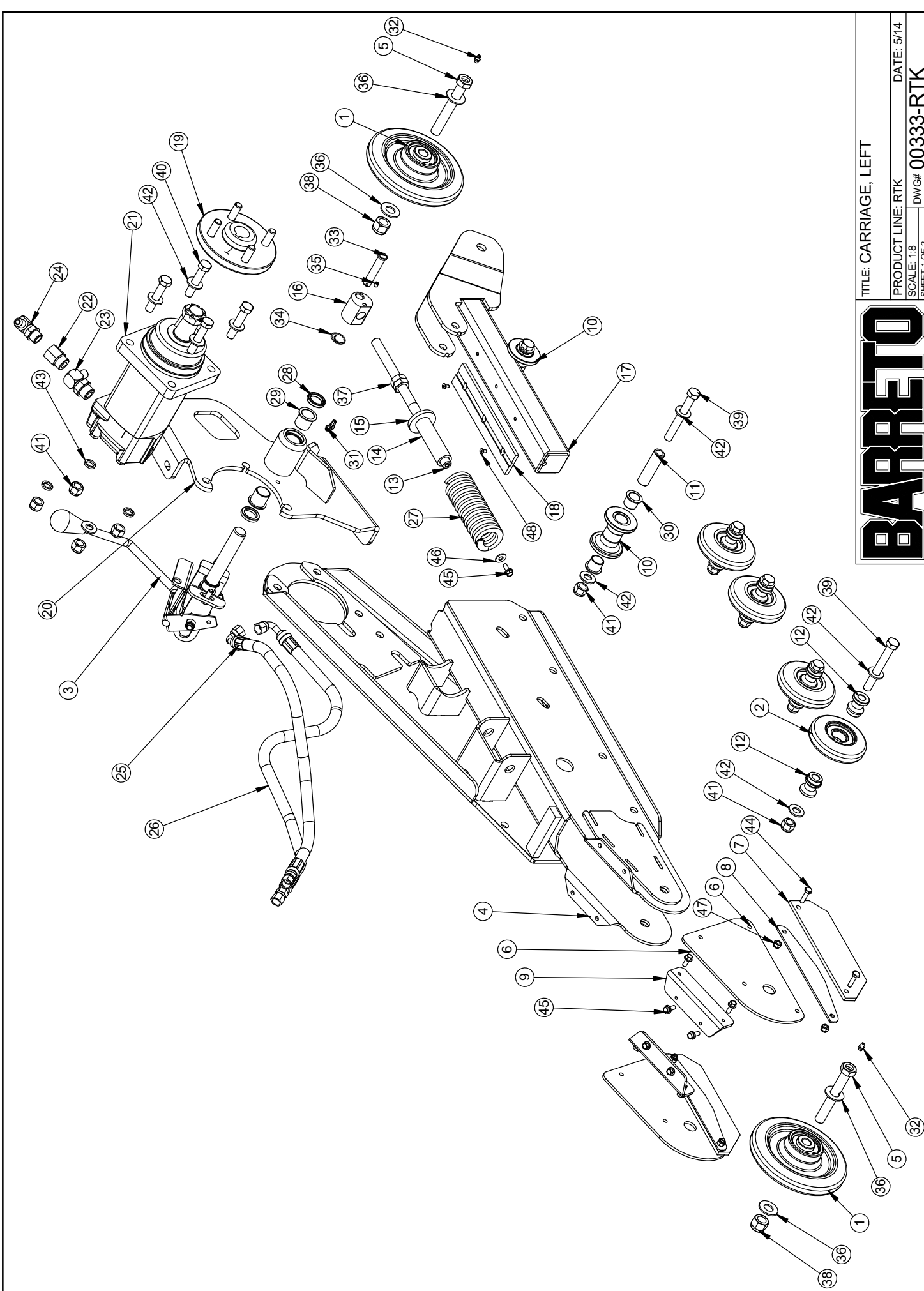
PRODUCT LINE: RTK

SCALE: 1:10

SHEET 2 OF 2

DWG# 00328 R2

BARRETO



TITLE: CARRIAGE, LEFT

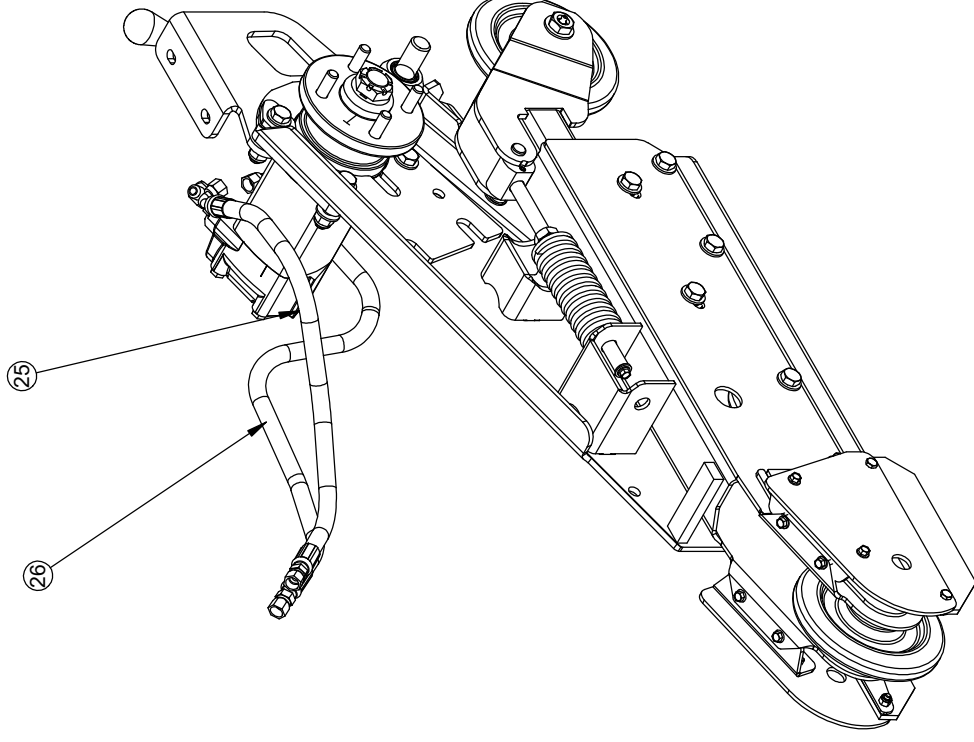
PRODUCT LINE: RTK DATE: 5/14

SCALE: 1:8 DWG# 00333-RTK
SHEET 1 OF 2

BARRETO

RELEASE DATE	5/14
REVISED DATE	4/18/17

ITEM NO.	48	QTY.	2	PART NO.	05084	DESCRIPTION	HEX SOCKET FH CAP SCREW, #10-24 X 3/8
----------	----	------	---	----------	-------	-------------	---------------------------------------



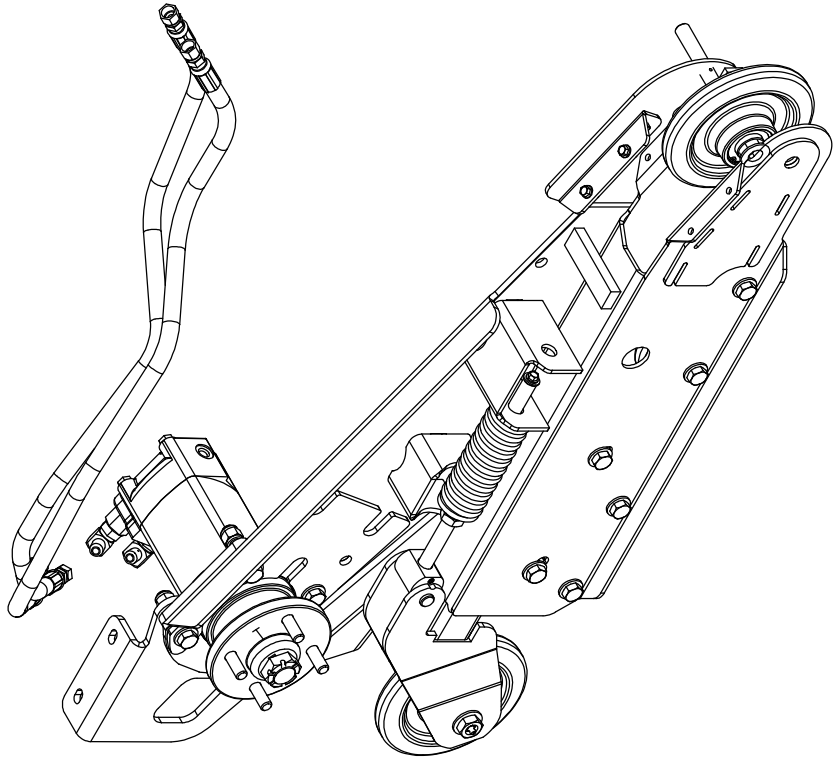
ITEM NO.	QTY.	PART NO.	DESCRIPTION
1	2	00335	IDLER ASSEMBLY
2	4	00366	MID ROLLER ASSY
3	1	00546 R1	PARK BRAKE ASSEMBLY
4	1	10849-L R1	LEFT CARRIAGE
5	2	11490	ROLLER AXLE, 5/8 X 4-1/2"
6	2	11247	ROLLER GUARD
7	2	11475	FLAP
8	2	11474	FLAP BACKING
9	2	11251	ROLLER GUARD MOUNT
10	2	10907	ARM ROLLER
11	2	10908	SPACER
12	8	11144	ROLLER SPACER
13	1	11170	TENSIONER STUD
14	1	11470	SPRING GUIDE
15	1	11157	WASHER, TENSION SPRING
16	1	11156	TENSIONER END
17	1	10876	IDLER ARM
18	1	10910	ARM SLIDER
19	1	10827	WHEEL HUB, 1-1/4" TAPERED, SOLID
20	1	12917-L	WEIGHT MOUNT, E-BRAKE
21	1	104708	MOTOR, RR 29 CI, 475cc W/SEAL GARD
22	1	104209	FITTING, 6410-10-8
23	1	10405	FITTING, 6801-6-10
24	1	10404	FITTING, 6801-6-8
25	1	12841	HOSE, REAR PUMP LEFT / LEFT MOTOR TOP
26	1	12842	HOSE, REAR PUMP RT / LEFT MOTOR BOTTOM
27	1	11674	SPRING, CENTURY D-1378
28	2	11711	ROD WIPER, .875 X 1.25 X .188
29	2	11680	BUSHING, IGUS LFI-1416-16
30	4	10272	BUSHING, IGUS MFI-1214-12
31	1	105307	GREASE ZERK, 1/4-28 UNF 90°
32	2	05044	GREASE ZERK, 1/4-28 UNF
33	1	105250	CLEVIS PIN, 1/2 X 2-1/2 ZINC
34	1	05039-7	CIRCLE COTTER, CC-7
35	1	05021	SET SCREW, 1/4-20 UNC X 5/16, CUP POINT
36	4	05272	WASHER, 5/8 SAE ZINC HARDENED
37	2	10707	NUT, JAM, 5/8-11 NC ZINC
38	2	05099	NUT, NYLOCK, 5/8-11 NC ZINC
39	6	05590	HH CAP SCREW, 1/2-13 NC X 4 G5 ZINC
40	4	11447	HH CAP SCREW, 1/2-13 NC X 2-1/2 G5 ZN
41	10	05098	NUT, NYLOCK, 1/2-13 NC ZINC
42	17	05102	WASHER, 1/2 SAE ZINC HARDENED
43	3	03290	SPACER WASHER, .532 X .750 X .125
44	4	05237	HH CAP SCREW, 1/4-20 NC X 1 G5 ZINC
45	9	05069	WHIZ LOCK, 1/4-20 NC X 5/8 ZINC
46	1	105078	WASHER, 1/4 USS ZINC
47	4	05096	NUT, NYLOCK, 1/4-20 NC ZINC

BARRETO

TITLE: CARRIAGE, LEFT

PRODUCT LINE: RTK	DATE: 5/14
SCALE: 1:8	DWG# 00333-RTK
SHEET 2 OF 2	

ITEM NO.	QTY.	PART NO.	DESCRIPTION
1	2	00335	IDLER ASSEMBLY
2	4	00366	MID ROLLER ASSY
3	1	10849-RR1	RIGHT CARRIAGE
4	2	11490	ROLLER AXLE, 5/8 X 4-1/2"
5	1	11247	ROLLER GUARD
6	1	11475	FLAP
7	1	11474	FLAP BACKING
8	1	11251	ROLLER GUARD MOUNT
9	2	10907	ARM ROLLER
10	2	10908	SPACER
11	8	11144	ROLLER SPACER
12	1	11170	TENSIONER STUD
13	1	11470	SPRING GUIDE
14	1	11157	WASHER, TENSION SPRING
15	1	11156	TENSIONER END
16	1	10876	IDLER ARM
17	1	10910	ARM SLIDER
18	1	10827	WHEEL HUB, 1-1/4" TAPERED, SOLID
19	1	12917-R	WEIGHT MOUNT, RIGHT
20	1	104708	MOTOR, RR 29 CI, 475cc W/SEAL GARD
21	1	104209	FITTING, 6410-10-8
22	1	10404	FITTING, 6801-6-8
23	1	10405	FITTING, 6801-6-10
24	1	12840	HOSE, FR PUMP RT / RT MOTOR TOP
25	1	12839	HOSE, FR PUMP LT / RT MOTOR BOTTOM
26	1	11674	SPRING, CENTURY D-1378
27	4	10272	BUSHING, IGUS MFI-1214-12
28	2	05044	GREASE ZERK, 1/4-28 UNF
29	1	05250	CLEVIS PIN, 1/2 X 2-1/2 ZINC
30	1	05039-7	CIRCLE COTTER, CC-7
31	1	05021	SET SCREW, 1/4-20 UNC X 5/16, CUP POINT
32	4	05272	WASHER, 5/8 SAE ZINC HARDENED
33	2	10707	NUT, JAM, 5/8-11 NC ZINC
34	2	05099	NUT, NYLOCK, 5/8-11 NC ZINC
35	6	05590	HH CAP SCREW, 1/2-13 NC X 4 G5 ZINC
36	4	11447	HH CAP SCREW, 1/2-13 NC X 2-1/2 G5 ZN
37	16	05102	WASHER, 1/2 SAE ZINC HARDENED
38	4	03290	SPACER WASHER, .532 X .750 X .125
39	10	05098	NUT, NYLOCK, 1/2-13 NC ZINC
40	2	05237	HH CAP SCREW, 1/4-20 NC X 1 G5 ZINC
41	5	05069	WHIZ-LOCK 1/4 - 20 X 5/8
42	1	05078	WASHER, 1/4 USS ZINC
43	2	05096	NUT, NYLOCK, 1/4-20 NC ZINC
44	3	05084	FSCS #10 NC X 3/8 ZN



RELEASE DATE 5/2014
 REVISED DATE 4/21/17

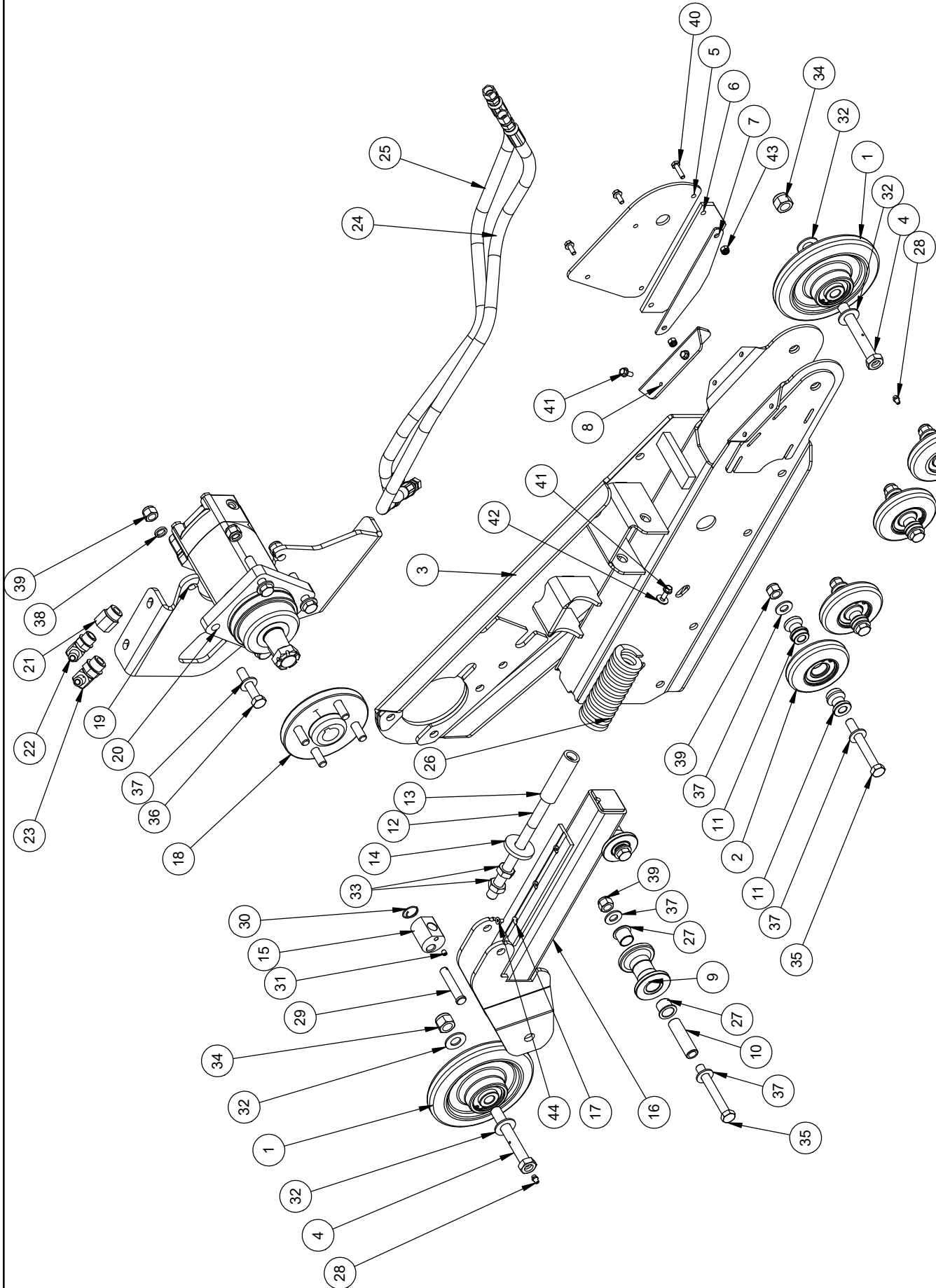
TITLE: CARRIAGE, RIGHT

BARRETO

PRODUCT LINE: RTK, TKD

SCALE: 1:8
 SHEET 1 OF 2

DWG# 00334-RTK



TITLE: CARRIAGE, RIGHT

PRODUCT LINE: RTK, TKD

SCALE: 1:8

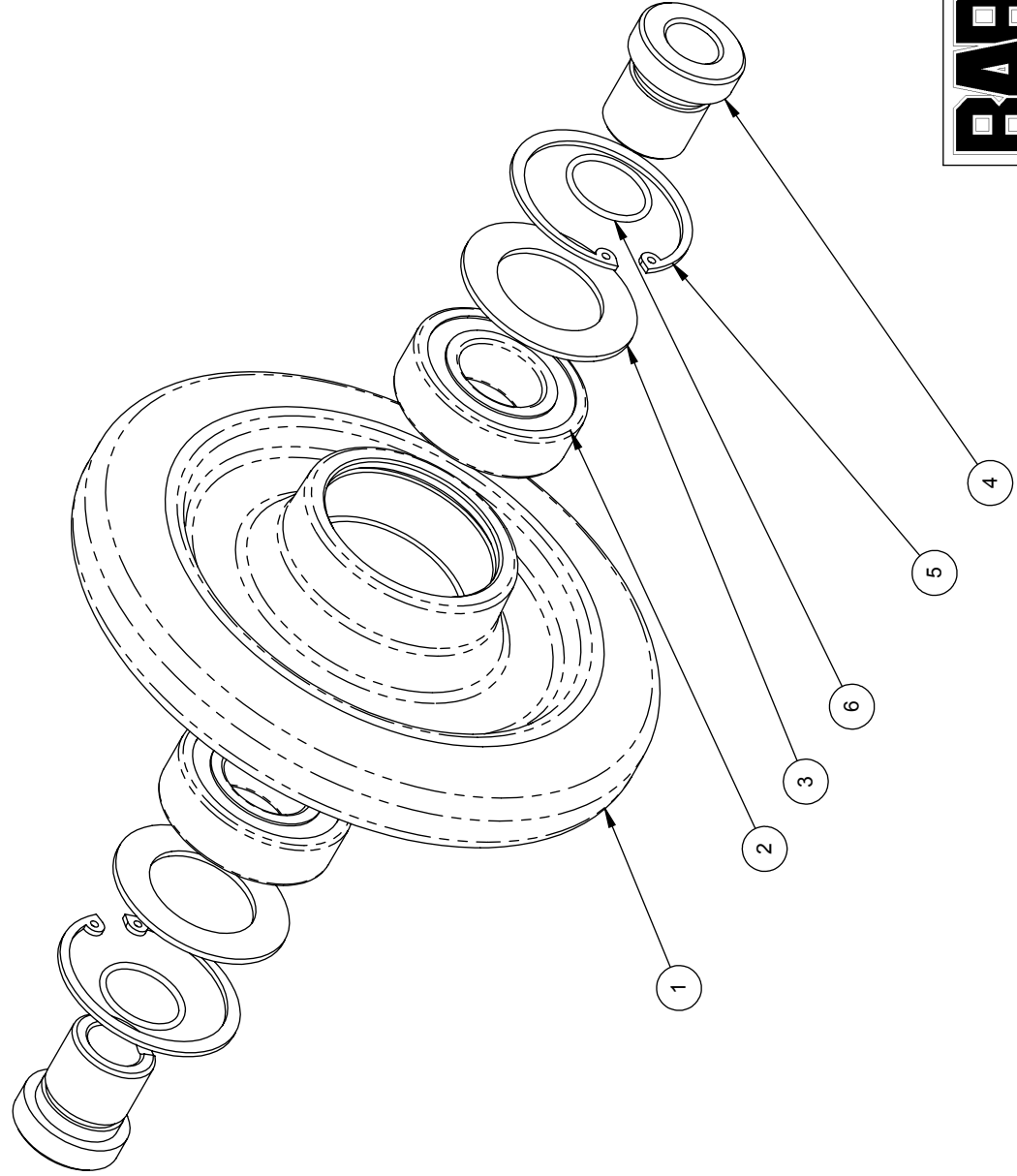

DWG# 00334-RTK

SHEET 2 OF 2



ITEM NO.	QTY.	PART NO.	DESCRIPTION
1	1	10875	IDLER
2	2	03043-S1	BALL BEARING. 6205
3	2	01039	SHIELD, ROLLER BEARING
4	2	10878	IDLER SPACER
5	2	05024	SNAP RING, HO-200, 2" INTERNAL
6	2	10887	O-RING, 2-020N70, 1 OD X 1/16 SECTION

RELEASE DATE 11/2006
 REVISED DATE 4/20/17

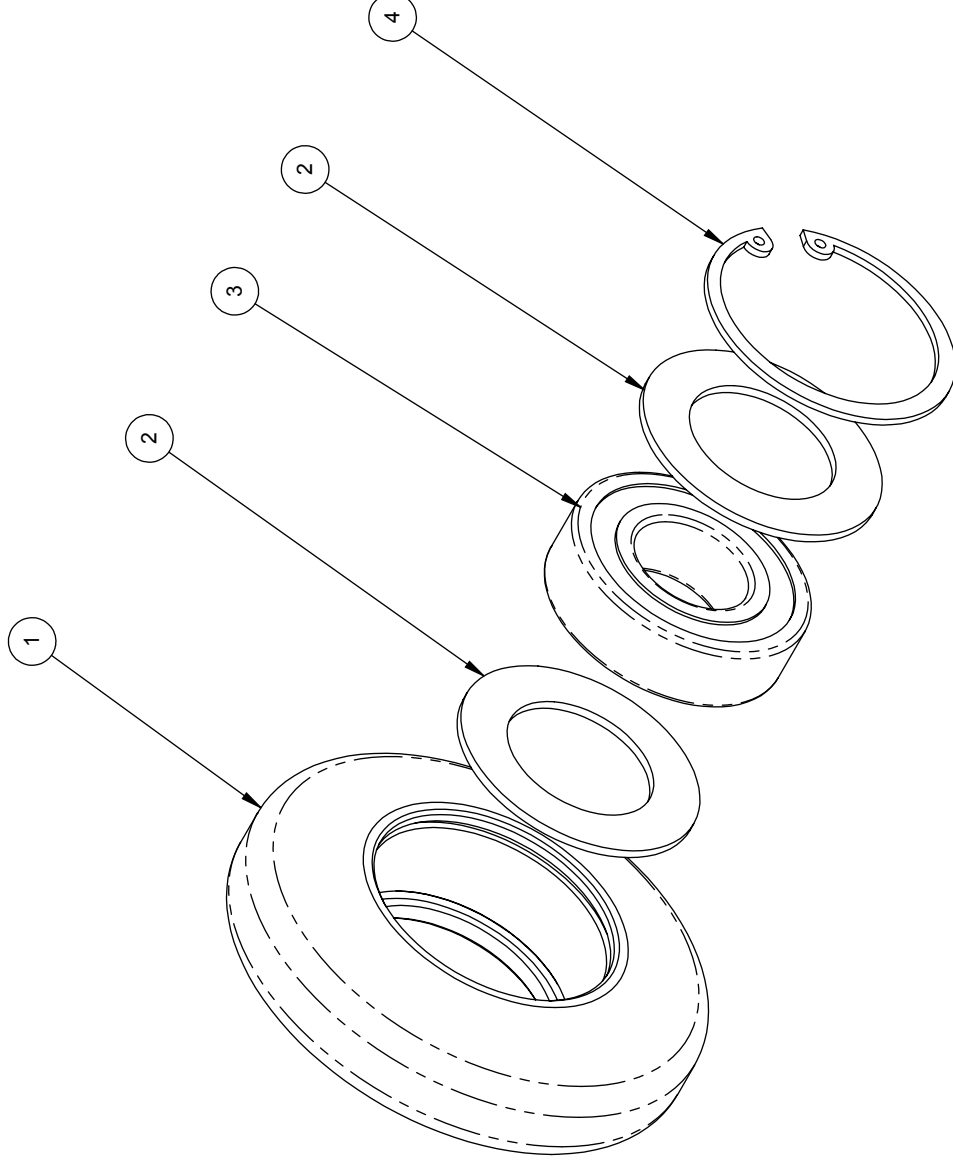


TITLE: IDLER ASSEMBLY

BARRETO

PRODUCT LINE: 30SG, 37SG, RTK, TK
 SCALE: 1:2
 SHEET 1 OF 1
 DATE: 11/06
 DWG# 00335

REF	QTY.	PART NO.	DESCRIPTION
1	1	11473	SUPPORT ROLLER
2	2	01039	SHIELD, ROLLER BEARING
3	1	03043-S2	BALL BEARING, 6205
4	1	05024	SNAP RING, HO-200, 2" INTERNAL



TITLE: MID ROLLER ASSEMBLY

PRODUCT LINE: 30SG, 37SG, RTK, TK DATE: 11/07

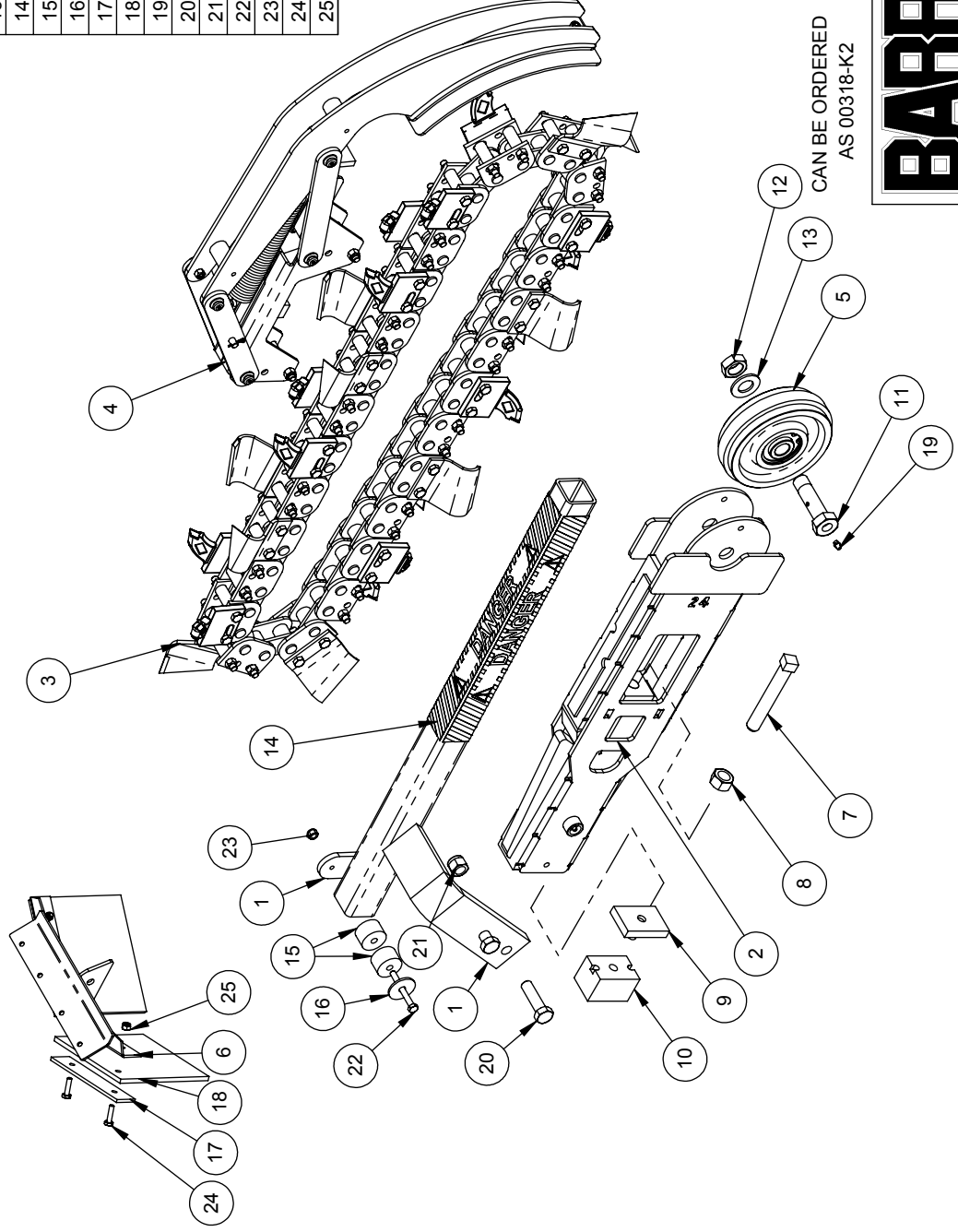
SCALE: 2:3 DWG# 00366 SHEET 1 OF 1

FOR OUR MOST POPULAR CHAIN OPTIONS SEE THE LAST PAGE OF THIS MANUAL. FOR ADDITIONAL OPTIONS PLEASE CALL BARRETO MANUFACTURING AT 800-525-7348

BOOM & BOOM GUARD OPTIONS

- 24 INCH DIG DEPTH
BOOM: 01670-24
BOOM GUARD: 11218-24
- 30 INCH DIG DEPTH
BOOM: 01670-30
BOOM GUARD: 11218-30
- 36 INCH DIG DEPTH
BOOM: 01670-36
BOOM GUARD: 11218-36

REF	QTY.	PART NO.	DESCRIPTION
1	1	11218-XX	BOOM GUARD OPTIONS 24", 30", 36"
2	1	01670-XX	24" BOOM, 3" MOUNT
3	1	DIG CHAIN	CHAIN OPTIONS
4	1	A1390	CRUMBER ASSEMBLY
5	1	00318	CHAIN ROLLER ASSEMBLY
6	1	10930	DEFLECTOR
7	1	05230	SQ. HEAD SET SCREW, 3/4-10 X 5
8	1	05231	NUT, 3/4-10 NC ZINC
9	1	11645	CUSHION PAD
10	1	11644	BOOM CUSHION, 1.88 X 2.75
11	1	10848-M	BOOM ROLLER AXLE
12	1	05597	JAM NUT, GRIPCO 7/8 - 9
13	1	05155	WASHER, 7/8 SAE ZINC
14	3	03341-02	DECAL, "DANGER" STRIPES
15	2	10929	CUSHION MOUNT
16	1	01622	WASHER, 13/32 X 1-5/8 X 11 GA
17	2	10931	DEFLECTOR KEEPER
18	2	10932	DEFLECTOR FLAP
19	3	05044	GREASE ZERK, 1/4-28 UNF
20	2	05332	HH CAP SCREW, 5/8-11 NC X 2-1/4 G5 ZINC
21	2	05099	NUT, NYLOCK, 5/8-11 NC ZINC
22	1	05065	HH CAP SCREW, 5/16-18 NC X 2-3/4 G5 ZINC
23	1	05273	NUT, NYLOCK, 5/16-18 NC ZINC
24	4	05237	HH CAP SCREW, 1/4-20 NC X 1 G5 ZINC
25	4	05096	NUT, NYLOCK, 1/4-20 NC ZINC



TITLE: CHAIN / BOOM / GUARD
OPTIONS

DATE: 11/06

PRODUCT LINE: TK, RTK

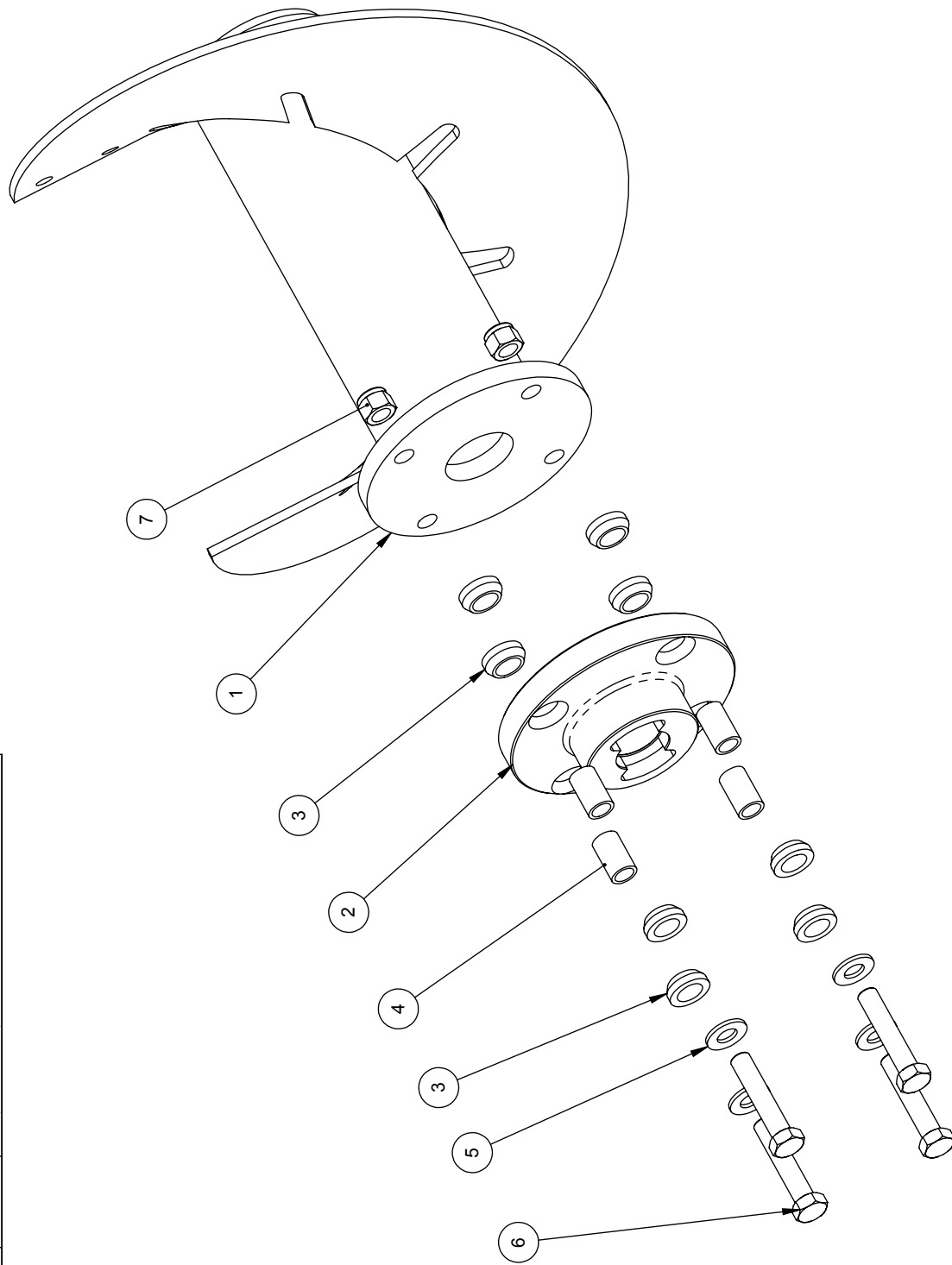
SCALE: 1:10

DWG# 00368 R1

SHEET 1 OF 1

UPDATE: 4/25/17

REF	QTY	PART NO.	DESCRIPTION
1	1	11220	AUGER
2	1	11221 R1	CUSHION FLANGE
3	8	10958	RUBBER BUSHING
4	4	10959	BUSHING SPACER
5	4	05102	WASHER, 1/2 SAE ZINC HARDENED
6	4	11447	HH CAP SCREW, 1/2-13 NC X 2-1/2 G5 ZN
7	4	05098	NUT, NYLOCK, 1/2-13 NC ZINC



TITLE: AUGER ASSEMBLY

PRODUCT LINE: TRACK TRENCHER DATE: 1/1/06

SCALE: 1:4

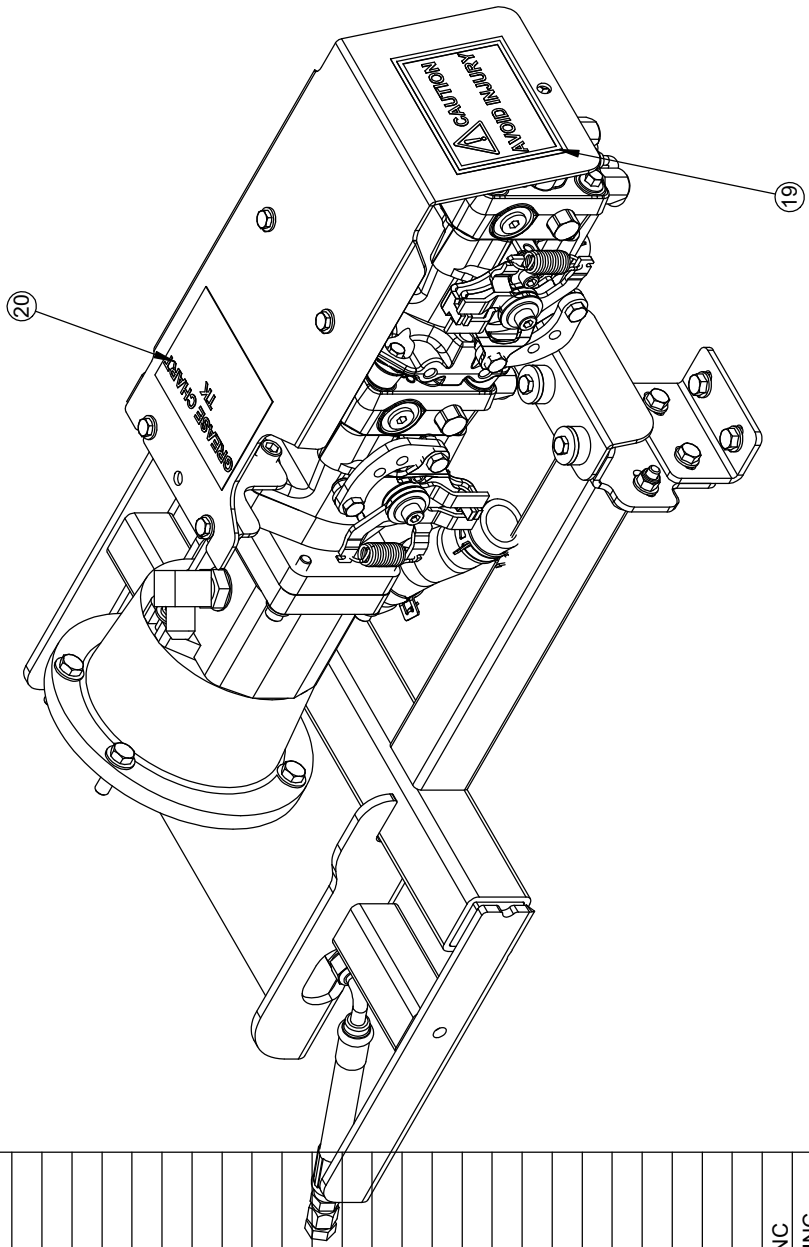
SHEET 1 OF 1 DWG# 00372

BARRETO

RELEASE DATE	4/28/17
REVISED DATE	NEW
REVISION #	0

(A) HONDA GX630, 20HP RTK USES PUMP 04503

(1) REF. 14 - 04504-MK REPLACES 04504



ITEM NO.	QTY.	PART NO.	DESCRIPTION
1	1	12878	ENGINE MOUNT
2	1	02016	PUMP ADAPTER
3	1	12899	PUMP COVER
4	1	10545	PUMP COVER MOUNT
5	1	11354	PUMP COVER MOUNT
6	1	12869	PUMP BRACKET
7	1	12881 R1	PUMP SUPPORT
8	1	12916	SUPPORT BRACE
9	2	13110	EXTEND ARM
10	1	103024	JAW COUPLER, 1-1/8" BORE
11	1	11633	SPIDER, HYTREL, L095
12	1	103021	JAW COUPLER, PUMP, 5/8" BORE
13	1	104606	PUMP, SNP2-14 (A)
14	1	04504	TANDEM ADAPT KIT (1)
15	1	12980	HYDRO PUMP, 12CC TANDEM
16	4	11113	CUSHION
17	2	11114	CUSHION SPACER
18	2	11115	PUMP CUSHION WASHER
19	1	103341-04	DECAL, "CAUTION - TO AVOID INJURY"
20	1	104450-10	DECAL, GREASE CHART
21	1	10588	ENGINE DRAIN HOSE
22	1	104539	FITTING, 2408-6
23	1	104215	FITTING, 9067-6-14 METRIC
24	2	11070	FITTING, 4601-8-6
25	1	12907	HOSE, HYDROSTAT DRAIN
26	2	12131	CLAMP, 1/2" HOSE, CTB-20
27	4	04235	FITTING, 6802-6-8
28	1	104211	FITTING, 6801-8-10
29	1	104530	FITTING, 4601-16-12
30	1	12897	SUMP HOSE, 1" X 5.3"
31	2	05225	CLAMP, 1" ID HOSE, CTB-35 ST
32	4	05091	HH CAP SCREW, 3/8-16 NC X 1-1/4 G5 ZINC
33	2	05152	FERRY CAP SCREW, 12PT, 3/8 NC X 1 1/4
34	4	05057	HH CAP SCREW, 3/8-16 NC X 3/4 G5 ZINC
35	10	05101	WASHER, 3/8 SAE ZINC
36	4	05567	HH FLANGE SCREW, 5/16-18 NC X 1" G8 ZINC
37	2	05131	HH FLANGE SCREW, 5/16-18 NC X 3/4 G8 ZINC
38	4	05247	HH CAP SCREW, 5/16-18 NC X 3/4 G5 ZINC
39	8	05273	NUT, NYLOCK, 5/16-18 NC ZINC
40	4	05068	WASHER, 5/16 SAE ZINC
41	2	05088	HH CAP SCREW, 1/4-20 NC X 1-1/2 G5 ZINC
42	4	05554	HH CAP SCREW, 1/4-20 NC X 3/4 G5 ZINC
43	4	05081	WASHER, 1/4 SAE ZINC
44	6	05096	NUT, NYLOCK, 1/4-20 NC ZINC
45	4	05103	WASHER, 3/8 A325 HARDENED ZINC

(B) REF. 45 USED ON 20HP MODEL ONLY



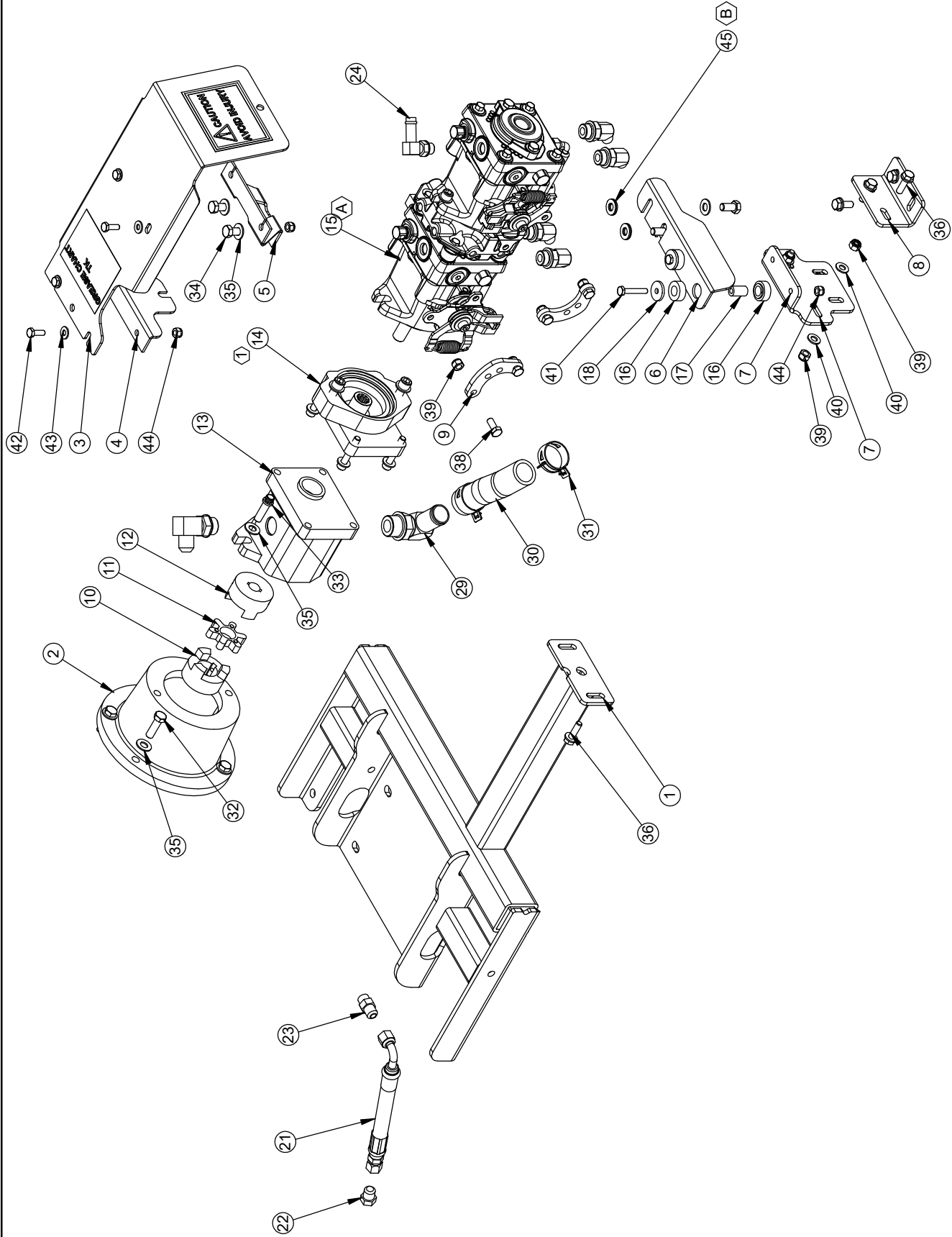
TITLE: PUMPS AND ENGINE MOUNT

PRODUCT LINE: RTK

SCALE: 1:5

SHEET 1 OF 2

DWG# 00383-RTK



TITLE: PUMPS AND ENGINE MOUNT

PRODUCT LINE: RTK

SCALE: 1:7

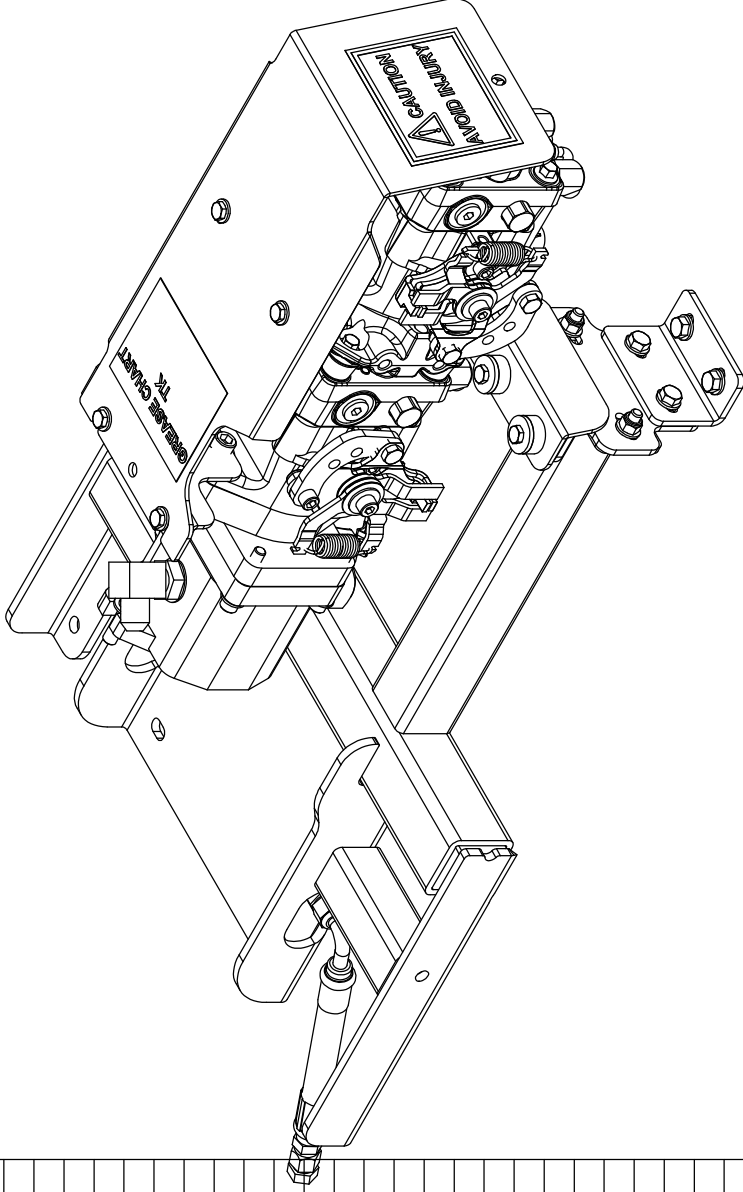
DWG# 00383-RTK

SHEET 2 OF 2

BARRETO

RELEASE DATE	XX/XX/XXXX
REVISED DATE	NEW
REVISION #	0

① REF. 10 - 04504-MK REPLACES 04504



ITEM NO.	QTY.	PART NO.	DESCRIPTION
1	1	12878	ENGINE MOUNT
2	1	12899	PUMP COVER
3	1	10545	PUMP COVER MOUNT
4	1	11354	PUMP COVER MOUNT
5	1	12869	PUMP BRACKET
6	1	12881 R1	PUMP SUPPORT
7	1	12916	SUPPORT BRACE
8	2	13110	EXTEND ARM
9	1	104579	PUMP, SNP2-14, SPLINED
10	1	104504	TANDEM ADAPT KIT
11	1	12980	HYDRO PUMP, 12CC TANDEM
12	4	11113	CUSHION
13	2	11114	CUSHION SPACER
14	2	11115	PUMP CUSHION WASHER
15	1	103341-04	DECAL, "CAUTION - TO AVOID INJURY"
16	1	104450-10	DECAL, GREASE CHART
17	1	10588	ENGINE DRAIN HOSE
18	1	104539	FITTING, 2408-6
19	1	104215	FITTING, 9067-6-14 METRIC
20	2	11070	FITTING, 4601-8-6
21	1	12907	HOSE, HYDROSTAT DRAIN
22	2	12131	CLAMP, 1/2" HOSE, CTB-20
23	4	104235	FITTING, 6802-6-8
24	1	104211	FITTING, 6801-8-10
25	1	104530	FITTING, 4601-16-12
26	1	12897	SUMP HOSE, 1" X 5.3"
27	2	105225	CLAMP, 1" ID HOSE, CTB-35 ST
28	2	105152	FERRY CAP SCREW, 12PT, 3/8 NC X 1 1/4
29	4	105057	HH CAP SCREW, 3/8-16 NC X 3/4 G5 ZINC
30	6	105101	WASHER, 3/8 SAE ZINC
31	4	105567	HH FLANGE SCREW, 5/16-18 NC X 1" G8 ZINC
32	2	105131	HH FLANGE SCREW, 5/16-18 NC X 3/4 G8 ZINC
33	1	105447	SH CAP SCREW, 5/16 NC X 3/4 ZINC
34	3	105247	HH CAP SCREW, 5/16-18 NC X 3/4 G5 ZINC
35	8	105273	NUT, NYLOCK, 5/16-18 NC ZINC
36	4	105068	WASHER, 5/16 SAE ZINC
37	2	105088	HH CAP SCREW, 1/4-20 NC X 1-1/2 G5 ZINC
38	4	105554	HH CAP SCREW, 1/4-20 NC X 3/4 G5 ZINC
39	4	105081	WASHER, 1/4 SAE ZINC
40	6	105096	NUT, NYLOCK, 1/4-20 NC ZINC
41	4	105103	WASHER, 3/8 A325 HARDENED ZINC

BARRETO

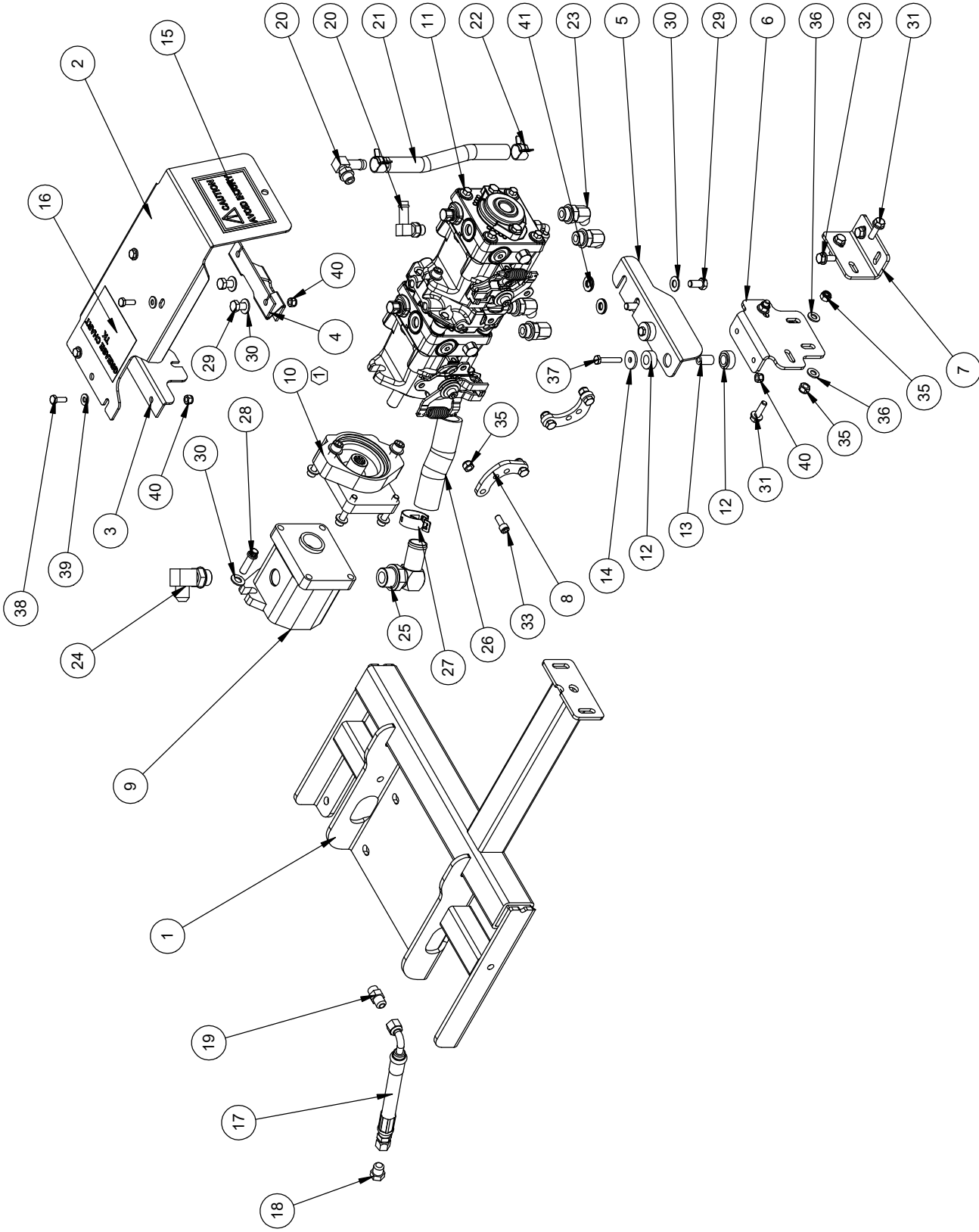
TITLE: PUMPS & ENGINE MOUNT- SPLINED

PRODUCT LINE: RTK

SCALE: 1:5

DWG# 00383-RTK-SP

SHEET 1 OF 2



TITLE: PUMPS & ENGINE MOUNT- SPLINED

PRODUCT LINE: RTK

SCALE: 1:12

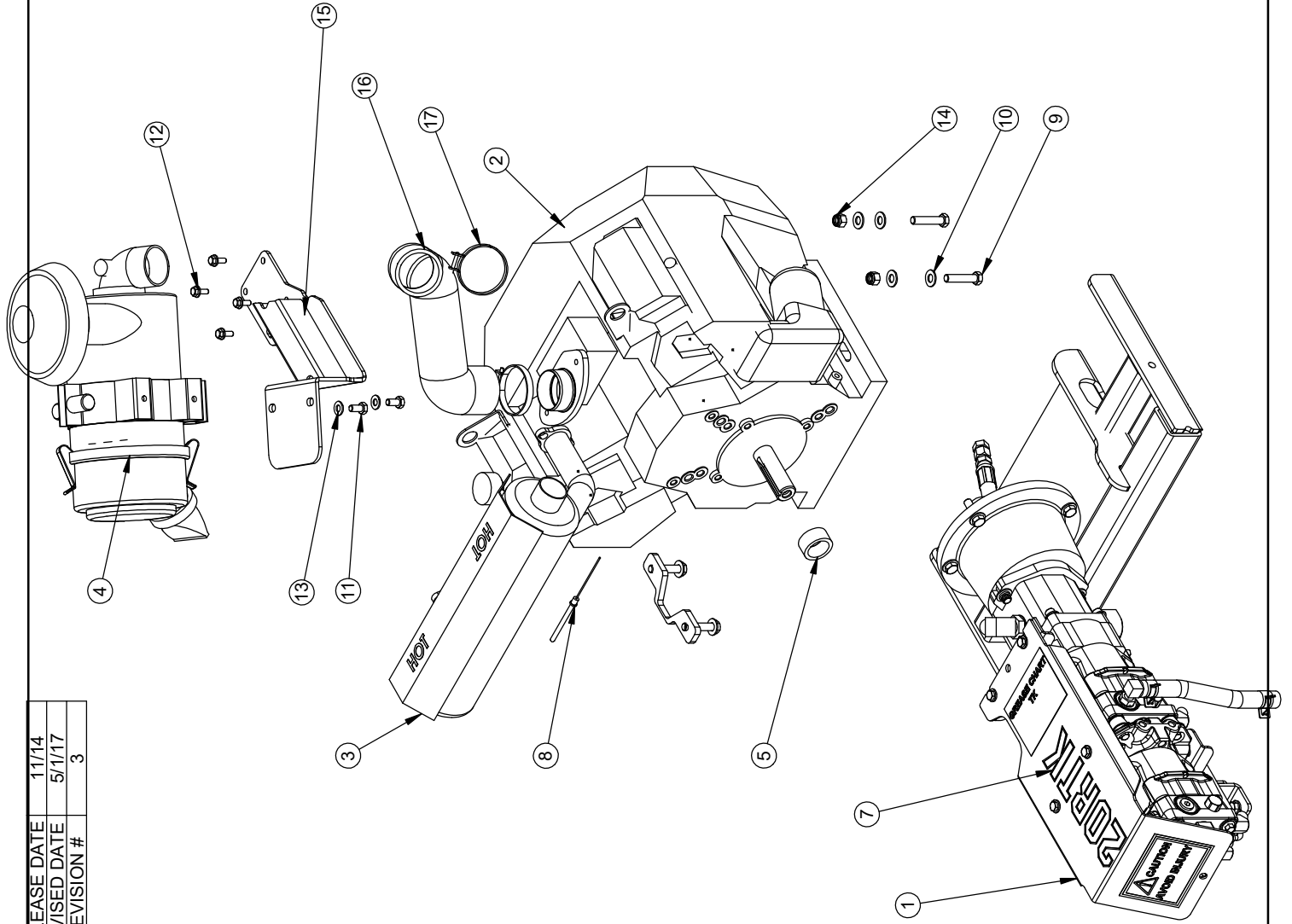
DWG# 00383-RTK-SP

SHEET 2 OF 2

BARRETO

RELEASE DATE	11/14
REVISED DATE	5/1/17
REVISION #	3

ITEM NO	QTY.	PART NO.	DESCRIPTION
1	1	00383-RTK	PUMPS AND ENGINE MOUNT
2	1	07023-DON	ENGINE, HONDA 20HP W/ DONALDSON
3	1	07022-4	MUFFLER, EXHAUST
4	1	07022-5	DONALDSON FILTER ASSEMBLY
5	1	13124-H	JAW SPACER, HONDA Z3
6	1	12915	NUT BAR
7	1	04450-24	DECAL "20RTK"
8	1	05718	CHOKE CABLE, HONDA
9	4	05121	HH CAP SCREW, 3/8-16 NC X 1-3/4 G5 ZINC
10	6	05101	WASHER, 3/8 SAE ZINC
11	2	05406	HH CAP SCREW, M8-1.25 X 16MM ZINC
12	4	HHFS M6 -	HHFS M6 - 1.0 X 16mm, C8.8 ZN
13	2	05068	WASHER, 5/16 SAE ZINC
14	2	05073	NUT, NYLOCK, 3/8-16 NC ZINC
15	1	12704	DONALDSON MOUNT
16	1	07022-HOS	AIR INTAKE HOSE-LONG
17	2	05455	AIR HOSE CLAMP



BARRETO

TITLE: HONDA GX630 & PUMPS

PRODUCT LINE: RTK

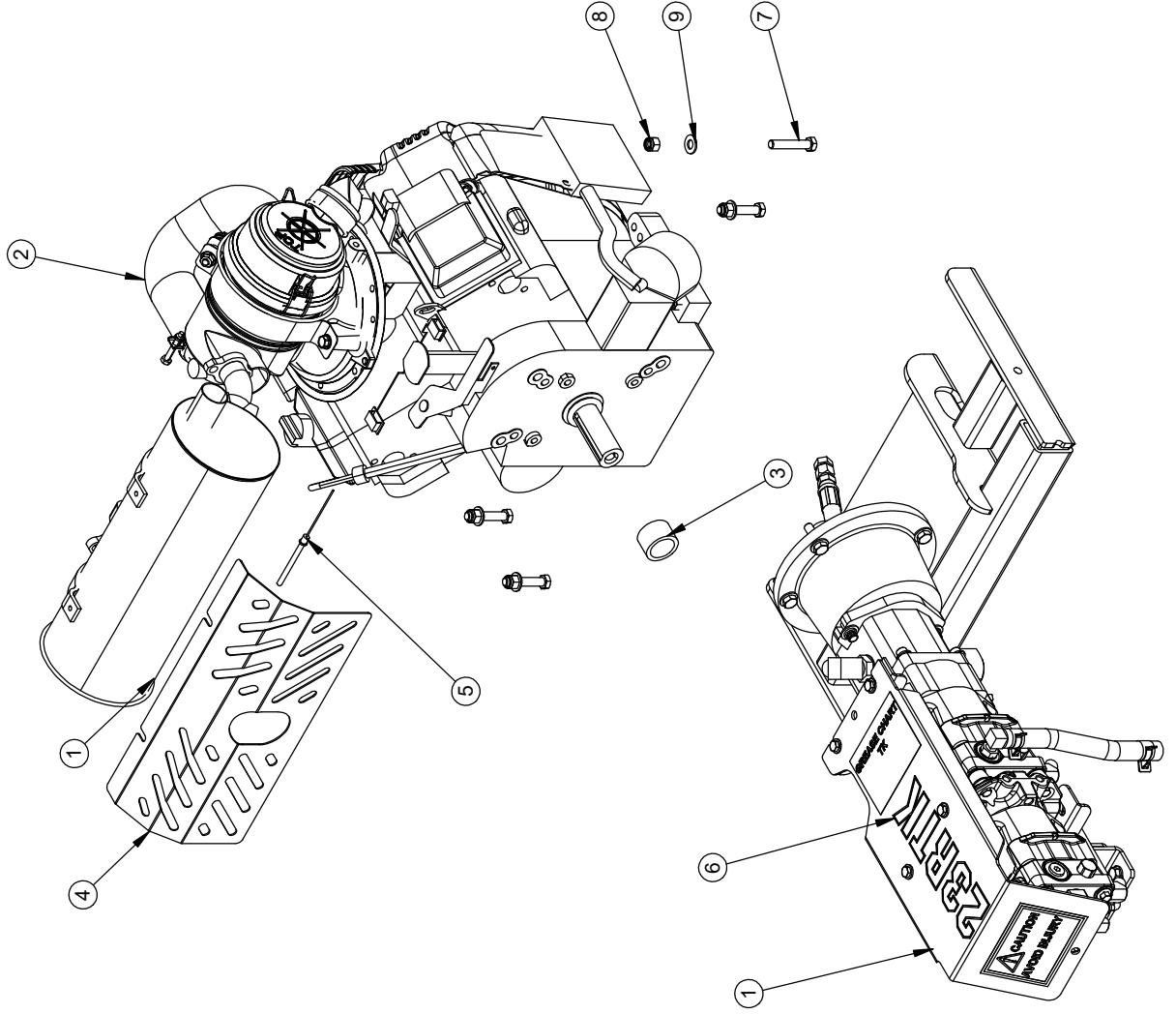
SCALE: 1:8

SHEET 3 OF 3

DWG# 00383-H20-RTK R1

RELEASE DATE	11/14
REVISED DATE	5/117
REVISION #	3

ITEM NO.	QTY.	PART NO.	DESCRIPTION
1	1	00383-RTK	PUMPS AND ENGINE MOUNT
2	1	107030	ENGINE, B&S 23HP, W/ DONALDSON
3	1	13124-B	JAW SPACER, BRIGGS 23
4	1	12950	MUFFLER SHIELD, BRIGGS
5	1	105718	CHOKE CABLE, HONDA
6	1	104450-23	DECAL: "23RTK"
7	4	05262	HH CAP SCREW, 3/8-16 NC X 2 G5 ZINC
8	5	05073	NUT, NYLOCK, 3/8-16 NC ZINC
9	5	05101	WASHER, 3/8 SAE ZINC



TITLE: VANGUARD 23HP & PUMPS

PRODUCT LINE: RTK

SCALE: 1:8

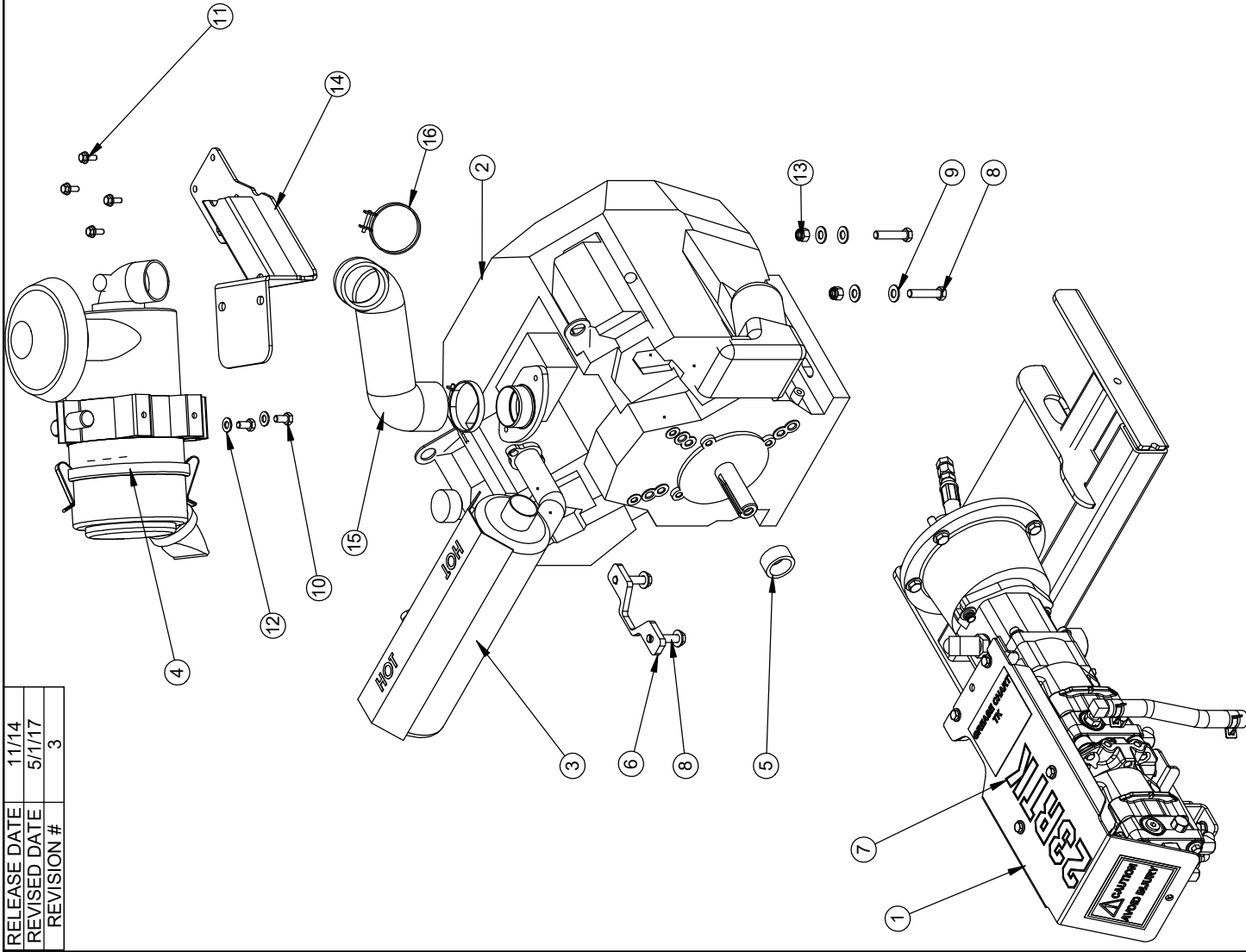
SHEET 2 OF 3

DWG# 00383-BS23-RTK

BARRETO

RELEASE DATE	11/14
REVISED DATE	5/1/17
REVISION #	3

ITEM NO.	QTY.	PART NO.	DESCRIPTION
1	1	100383-RTK	PUMPS AND ENGINE MOUNT
2	1	107022-DON	ENGINE, HONDA 23HP W/ DONALDSON
3	1	107022-4	MUFFLER, EXHAUST
4	1	107022-5	DONALDSON FILTER ASSEMBLY
5	1	13124-H	JAW SPACER, HONDA 23
6	1	12915	NUT BAR
7	1	104450-23	DECAL: "23RTK"
8	4	05121	HH CAP SCREW, 3/8-16 NC X 1-3/4 G5 ZINC
9	6	05101	WASHER, 3/8 SAE ZINC
10	2	05406	HH CAP SCREW, M8-1.25 X 16MM ZINC
11	4	HHFS M6 - 1	HHFS M6 - 1.0 X 16mm, C8.8 ZN
12	2	05068	WASHER, 5/16 SAE ZINC
13	2	05073	NUT, NYLOCK, 3/8-16 NC ZINC
14	1	12704	DONALDSON MOUNT
15	1	107022-HOS	AIR INTAKE HOSE-LONG
16	2	05455	AIR HOSE CLAMP

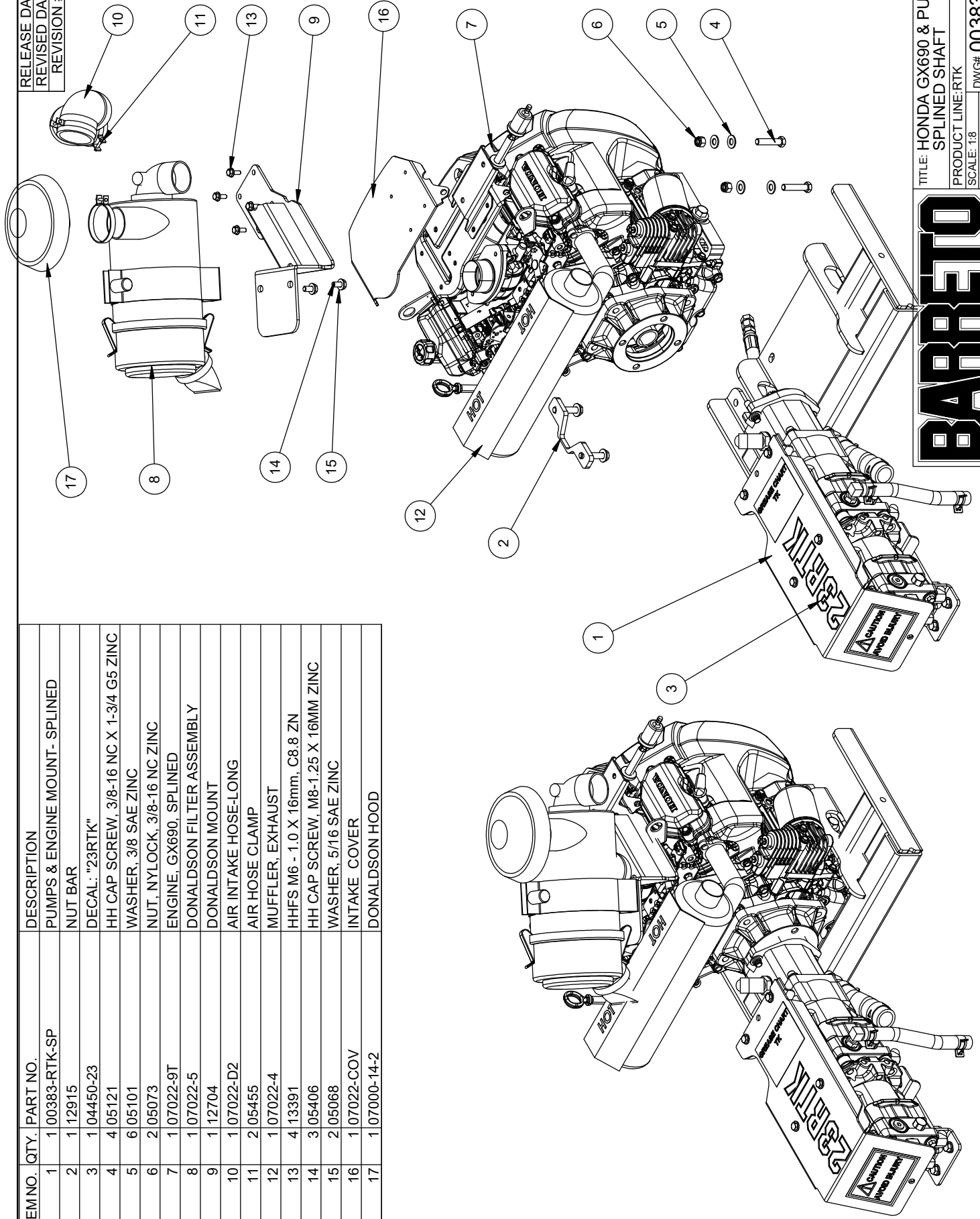


BARRETO

TITLE: HONDA GX690 & PUMPS
 PRODUCT LINE: RTK
 SCALE: 1:8
 SHEET 1 OF 3
 DWG 00383-H23-RTK R1

ITEM NO.	QTY.	PART NO.	DESCRIPTION
1	1	00383-RTK-SP	PUMPS & ENGINE MOUNT- SPLINED
2	1	12915	NUT BAR
3	1	04450-23	DECAL: "23RTK"
4	4	05121	HH CAP SCREW, 3/8-16 NC X 1-3/4 G5 ZINC
5	6	05101	WASHER, 3/8 SAE ZINC
6	2	05073	NUT, NYLOCK, 3/8-16 NC ZINC
7	1	07022-9T	ENGINE, GX690, SPLINED
8	1	07022-5	DONALDSON FILTER ASSEMBLY
9	1	12704	DONALDSON MOUNT
10	1	07022-D2	AIR INTAKE HOSE-LONG
11	2	05455	AIR HOSE CLAMP
12	1	07022-4	MUFFLER, EXHAUST
13	4	13391	HHFS M6 - 1.0 X 16mm, C8.8 ZN
14	3	05406	HH CAP SCREW, M8-1.25 X 16MM ZINC
15	2	05068	WASHER, 5/16 SAE ZINC
16	1	07022-COV	INTAKE COVER
17	1	07000-14-2	DONALDSON HOOD

RELEASE DATE	XX/XX/XXXX
REVISED DATE	NEW
REVISION #	0



TITLE: HONDA GX690 & PUMPS
SPLINED SHAFT

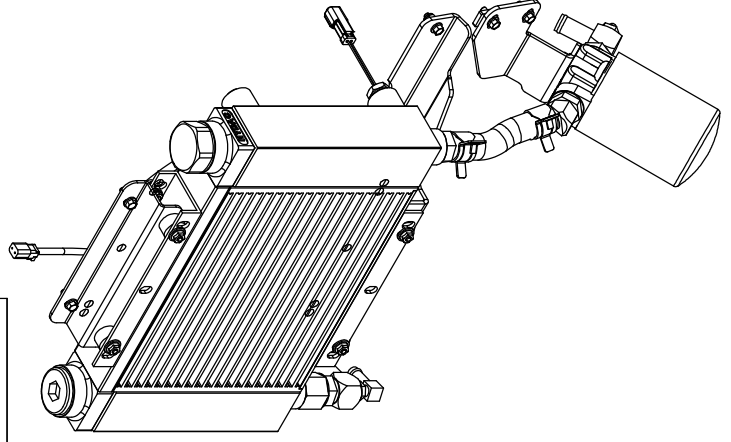
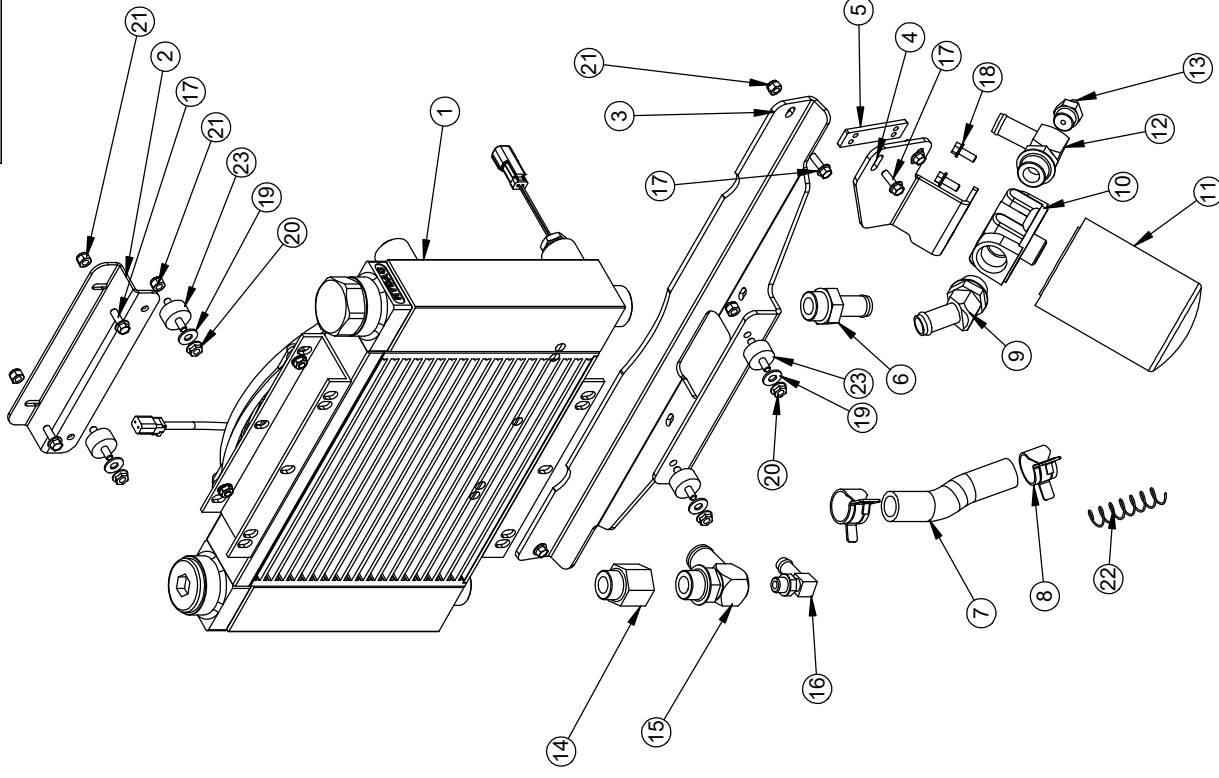
PRODUCT LINE: RTK
SCALE: 1:8
SHEET 1 OF 1

DWG# 00383-H23-RTK \$P

BARRETO

ITEM NO.	QTY.	PART NO.	DESCRIPTION
1	1	12901	OIL COOLER, HYDAC
2	1	12893 R1	TOP COOLER MOUNT
3	1	12894 R1	BOTTOM COOLER MOUNT
4	1	12892	FILTER MOUNT
5	1	12951	NUT BAR
6	1	104219	FITTING, 4604-12-12
7	1	12813	HOSE, COOLER / FILTER
8	2	05008	CLAMP, 1" HOSE, CTB-29
9	1	10362	FITTING, 4603-12-12
10	1	104212-OR	FILTER HEAD, #12 O-RING, NO TAP
11	1	103952	FILTER, HYDRAULIC OIL, WITH BY-PASS
12	1	104202-M	FITTING, 4601-12-12, TOP PORTED #8
13	1	104568	FITTING, 6400-4-8
14	1	104233	FITTING, 6410-12-12
15	1	10364	FITTING, 4601-16-12
16	1	11070	FITTING, 4601-8-6
17	6	05049	WHIZ-LOCK 1/4 - 20 X 3/4
18	2	05069	WHIZ-LOCK 1/4 - 20 X 5/8
19	4	05078	WASHER, 1/4 USS ZINC
20	4	05419	NUT, 1/4-20 NC, SERRATED FLANGE, ZN
21	8	05096	NUT, NYLOCK, 1/4-20 NC ZINC
22	1	104304	SPRING, 3/4" INTAKE HOSE
23	4	13118	ISLOATOR, ESTCO MM305

RELEASE DATE	12/3/14
REVISED DATE	4/27/17
REVISION #	1



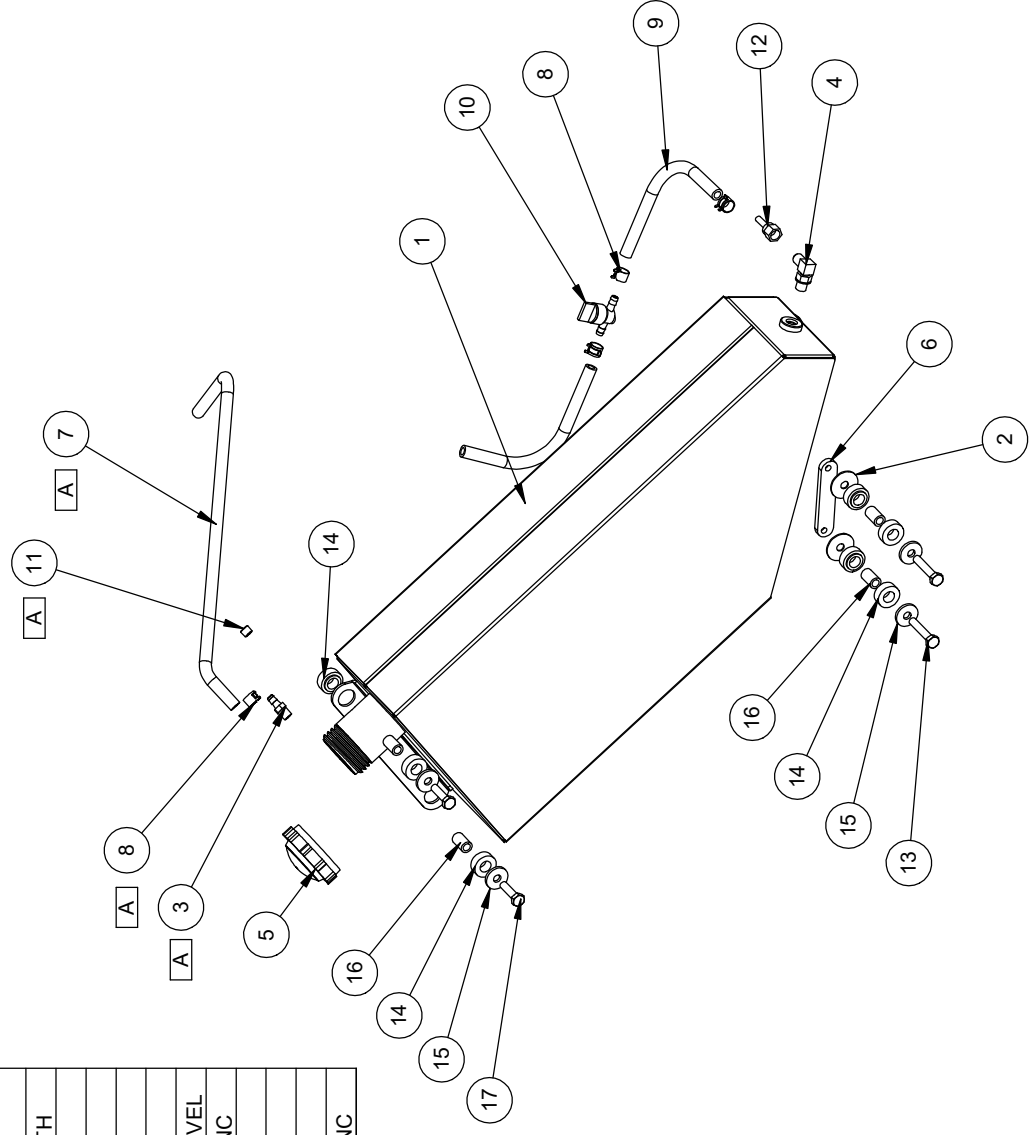
TITLE: OIL COOLER & FILTER ASSEMBLY
 PRODUCT LINE: RTK DATE: 12/3/14
 SCALE: 1:8 DWG# 00453
 SHEET 1 OF 1

BARRETO

RELEASE DATE	XX/XX/XXXX
REVISED DATE	NEW
REVISION #	0

ITEM NO.	QTY.	PART NO.	DESCRIPTION
1	1	03263MC	STEEL FUEL TANK, 4 gal
2	2	05399	WASHER, 5/16 X 1 X 1/8 ZN
3	1	03062-04	FITTING, 1/8 NPT TO 1/4 HOSE BIB, STRAIGHT
4	1	04555	FITTING, 6801-4-4
5	1	03062-12	FUEL TANK CAP, KELCH
6	1	11643	NUT BAR
7	1	13486	BREATHER-INTAKE HOSE, 32" CUT LENGTH
8	4	03062-06	CLAMP, 1/4" FUEL LINE
9	2	13482	FUEL LINE, 21" CUT LENGTH
10	1	03062-03	FUEL SHUT OFF VALVE
11	1	05023	PIPE PLUG, 1/8"
12	1	04214	FITTING, JS-4-4, HOSE BARB 1/4 X 1/4 SWIVEL
13	2	05054	HH CAP SCREW, 5/16-18 NC X 1-3/4 G5 ZINC
14	8	11113	CUSHION
15	4	05399	WASHER, 5/16 X 1 X 1/8 ZN
16	4	13270-.84	SPACER, TANK CUSHION
17	2	05297	HH CAP SCREW, 5/16-18 NC X 1-1-4 G5 ZINC

A USE PLUG, REF. 11, IF VENT - REFS 3, 7, 8 NOT REQUIRED

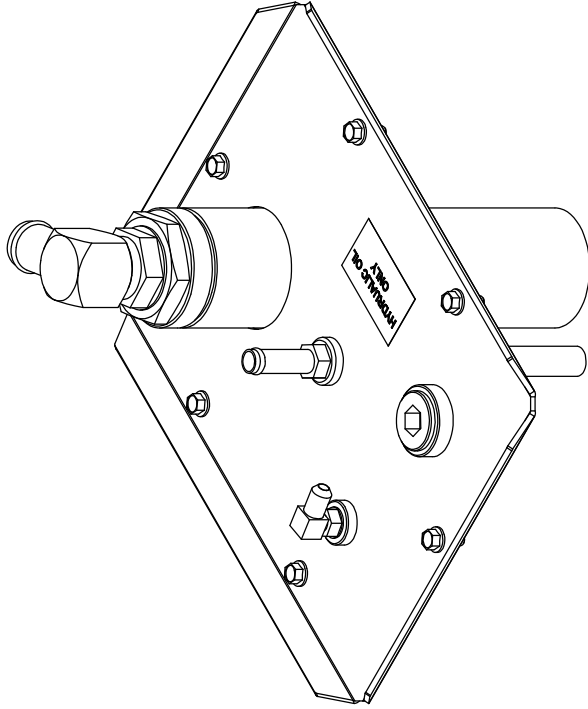
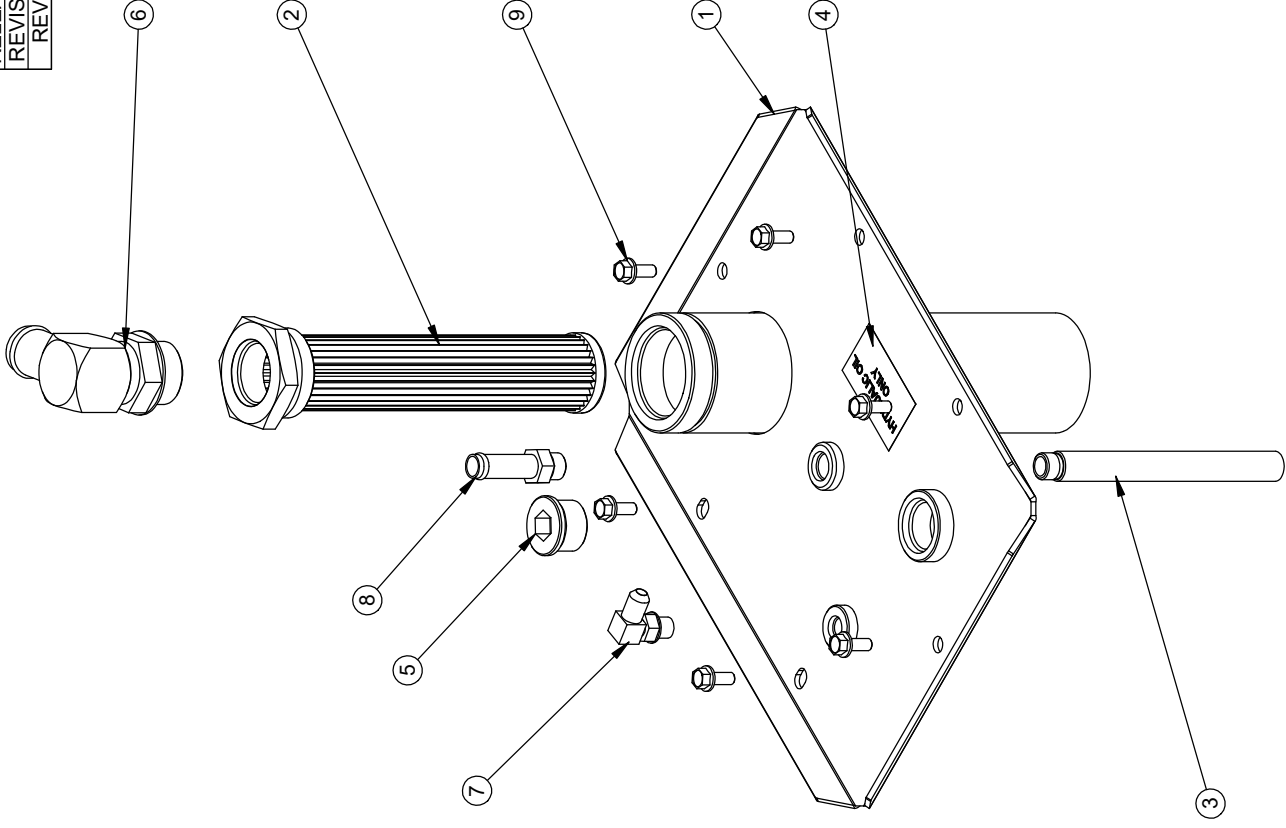


BARRETO

TITLE:	FUEL TANK, 4 Gal
PRODUCT LINE:	RTK
SCALE:	1:8
SHEET 1 OF 1	DWG# 00456-RTK-M

ITEM NO.	QTY.	PART NO.	DESCRIPTION
1	1	12898	LID, TK-RTN
2	1	10636	SUMP SCREEN, W/ O-RING 03292
3	1	12864	RETURN TUBE
4	1	03040-06	DECAL, "HYDRAULIC OIL ONLY"
5	1	10526	FITTING, 6409-12 PLUG
6	1	10395	FITTING, 4601-16-16
7	1	04555	FITTING, 6801-4-4
8	1	11667	FITTING, 4604-8-6
9	6	05069	WHIZ-LOCK 1/4 - 20 X 5/8

RELEASE DATE	11/19/14
REVISED DATE	5/2/17
REVISION #	1



TITLE: LID ASSEMBLY

PRODUCT LINE: RTK

SCALE: 1:4

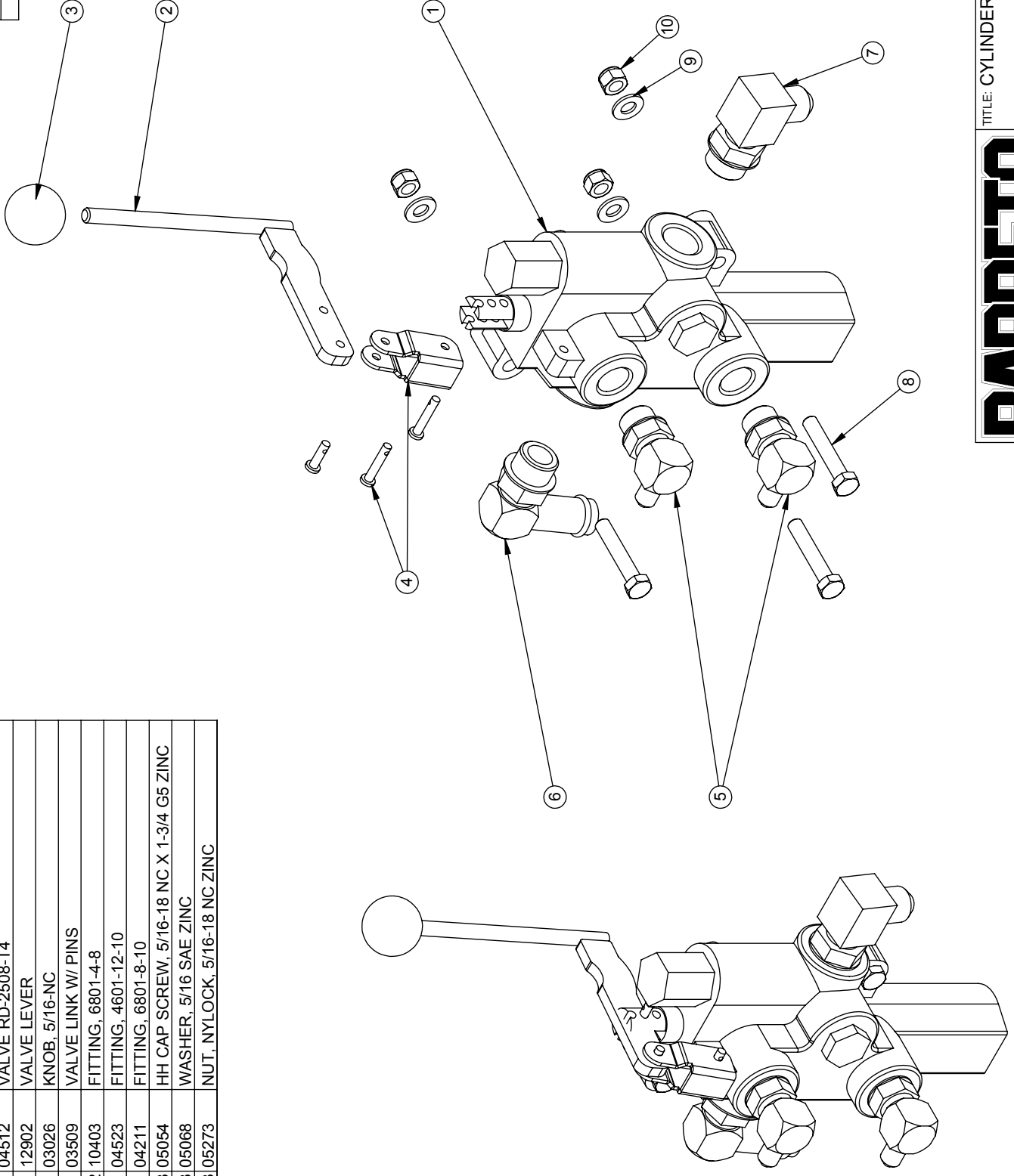
SHEET 1 OF 1

DWG# 00459

BARRETO

ITEM NO.	QTY.	PART NO.	DESCRIPTION
1	1	04512	VALVE RD-2508-T4
2	1	12902	VALVE LEVER
3	1	03026	KNOB, 5/16-NC
4	1	03509	VALVE LINK W/ PINS
5	2	10403	FITTING, 6801-4-8
6	1	04523	FITTING, 4601-12-10
7	1	104211	FITTING, 6801-8-10
8	3	05054	HH CAP SCREW, 5/16-18 NC X 1-3/4 G5 ZINC
9	3	05068	WASHER, 5/16 SAE ZINC
10	3	05273	NUT, NYLOCK, 5/16-18 NC ZINC

RELEASE DATE	11/19/14
REVISED DATE	5/8/17
REVISION #	1



TITLE: CYLINDER VALVE ASSEMBLY

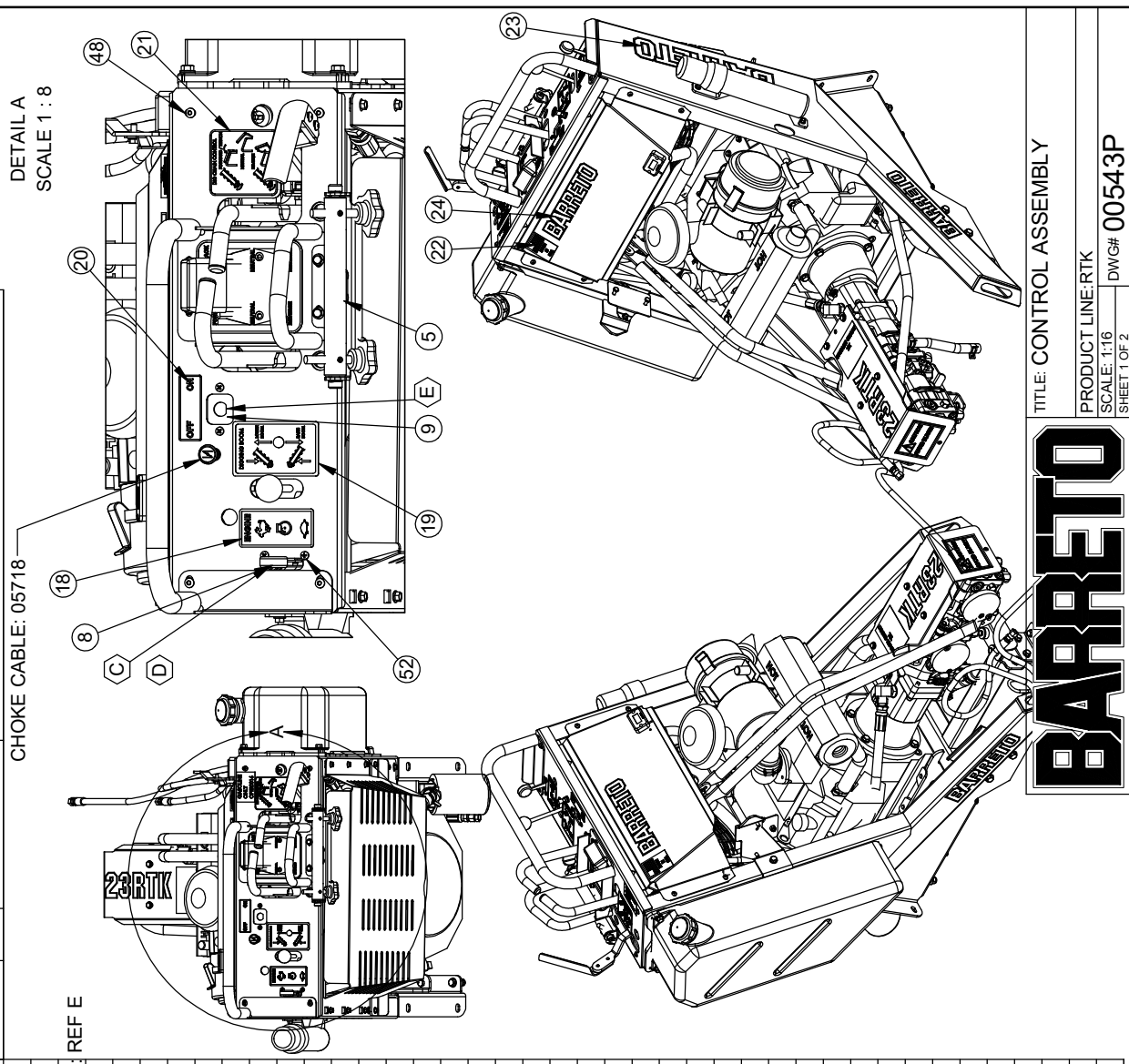
PRODUCT LINE: RTK DATE: 11/19/14

SCALE: 1:3 SHEET 1 OF 1 DWG# 00542

BARRETO

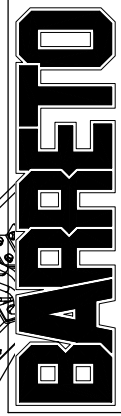
ITEM NO.	QTY.	PART NO.	DESCRIPTION
1	1	00322-RTK	CONTROL VALVE ASSEMBLY, RTK
2	1	00542	CYLINDER VALVE ASSEMBLY
3	1	00453	OIL COOLER & FILTER ASSEMBLY
4	1	00456-TK	FUEL TANK ASSEMBLY
5	1	00545 R1	SPEED CONTROL ASSEMBLY SEE TABLE
6	1	00383-HS23-RTK	HONDA GX690 & PUMPS SEE TABLE: REF A
7	1	00543P-H	HONDA CONTROL MOUNT SEE TABLE: REF B
8	1	03515	THROTTLE CABLE SEE TABLE: REF C / D
9	1	11627B	IGNITION SWITCH PLATE, BRIGGS SEE TABLE
10	1	12877	CONTROL TOWER
11	1	12883	BACK COVER
12	1	12807	CONTROL PANEL
13	1	12882H R1	FRONT COVER
14	1	10835	HOSE KEEPER
15	1	03009-R1	HOUR METER, WITH FLASH ALERT
16	1	12492-AT	FUSE / RELAY HOLDER ASSEM, TK
17	1	12090	INSTRUCTION CANISTER
18	1	04440-05	DECAL, "THROTTLE CONTROL"
19	1	04454	DIGGING BOOM UP/DOWN
20	1	03341-07	DECAL, "IGNITION OFF/ON"
21	1	04453	DECAL, "DIG CHAIN CONTROL"
22	1	03040-01	DECAL, "MADE IN USA"
23	1	03040-02	DECAL, "BARRETO", 3-1/2 X 11-1/4
24	3	03040-11	DECAL, "BARRETO", 2-3/16 X 7-3/8
25	1	04400	VALVE, CP448-2 DUAL COUNTERBALANCE
26	3	04218	FITTING, 6802-4-4
27	1	04555	FITTING, 6801-4-4
28	1	12825	HOSE, MAIN PUMP / TRENCH VALVE
29	1	12826	HOSE, VALVE A / CB V2
30	1	12827	HOSE, CYLINDER VALVE B / CB V1
31	1	12828	HOSE, CB-C1 - CYL PISTON , RTK
32	1	12829	HOSE, CB-C2 - CYL PISTON ,RTK
33	1	12908	HOSE, CHAIN VALVE / CYL. VALVE
34	1	12816	HOSE, CYLINDER VALVE / FILTER
35	2	05008	CLAMP, 3/4" HOSE, CTB-29
36	1	12815	HOSE, JUNCTION / PUMP CHARGE
37	2	12131	CLAMP, 1/2" HOSE, CTB-20
38	1	12909	HOSE, TANK RETURN, 1"
39	2	05225	CLAMP, 1" ID HOSE, CTB-35 ST
40	2	10288	HH CAP SCREW, 3/8-24 NF X 1-1/2 G5 ZINC
41	8	05056	HH CAP SCREW, 3/8-24 NF X 1 G5 ZINC
42	4	05292	HH CAP SCREW, 3/8-24 NF X 1-1/4 G5 ZINC
43	8	05103	WASHER, 3/8 A325 HARDENED ZINC
44	8	05101	WASHER, 3/8 SAE ZINC
45	6	05072	NUT, NYLOCK, 3/8-24 NF ZINC
46	8	05073	NUT, NYLOCK, 3/8-16 NC ZINC
47	2	05556	HH CAP SCREW, 1/4-20 NC X 1-3/4 G5 ZINC

ITEM NO.	QTY.	PART NO.	DESCRIPTION
48	6	05507	BUTTON HD SOCKET CAP SCR, 1/4-20 X 1/2
49	8	05069	WHIZ-LOCK 1/4 - 20 X 5/8
50	2	05096	NUT, NYLOCK, 1/4-20 NC ZINC
51	10	05365	CLIP NUT, 1/4-20
52	4	05233	SCREW #10-24 X 1/2 PPH
53	1	13035	HOSE CLIP



RELEASE DATE	12/14
REVISED DATE	5/4/17
REVISION #	3

TITLE: CONTROL ASSEMBLY
 PRODUCT LINE: RTK
 SCALE: 1:16
 SHEET 1 OF 2
 DWG# 00543P

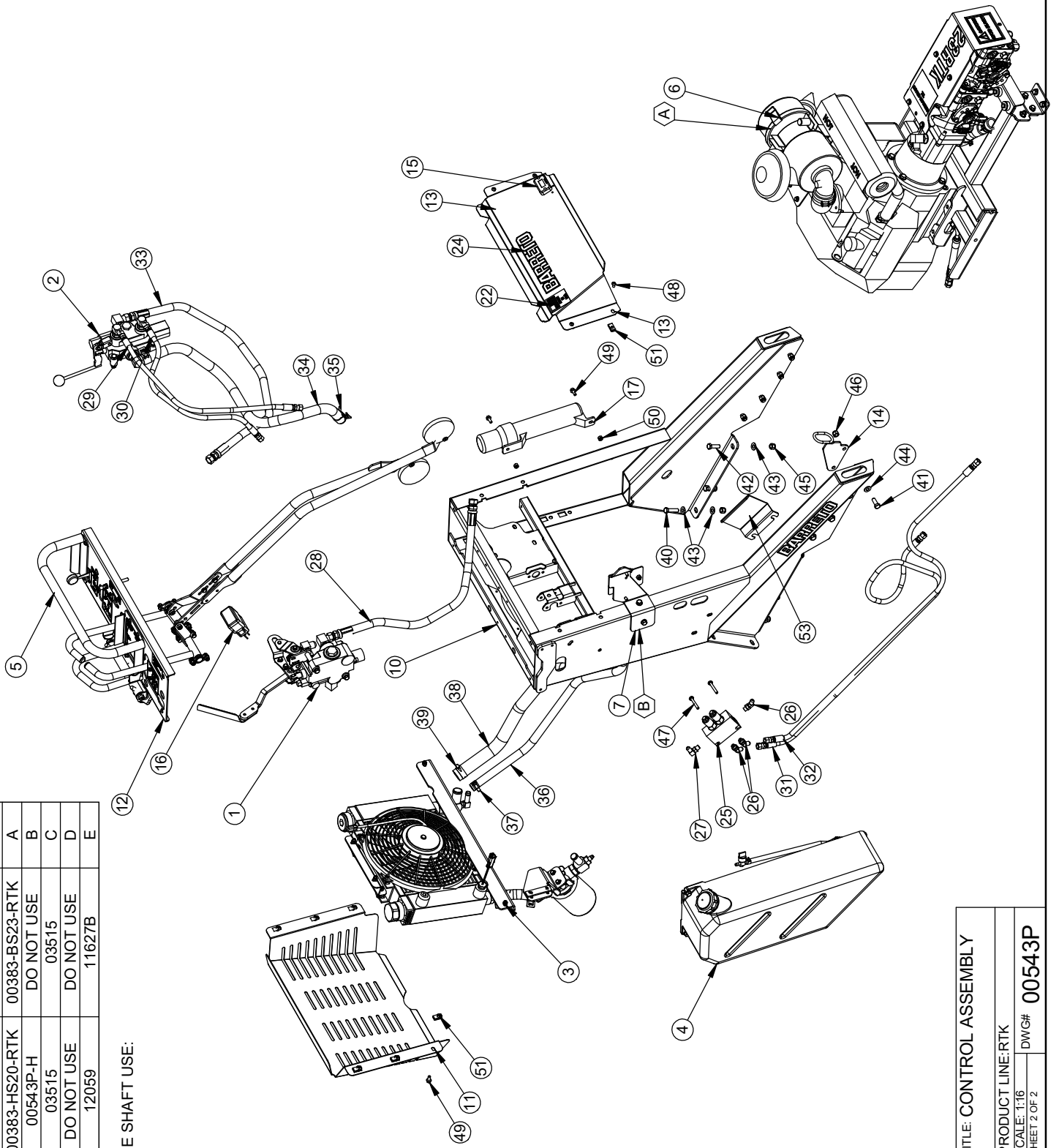


ENGINE OPTION	HONDA GX690	HONDA GX630	VANGUARD 23HP	REF
PART NUMBER	00383-HS23-RTK	00383-HS20-RTK	00383-BS23-RTK	A
CONTROL POD	00543P-H	00543P-H	DO NOT USE	B
THROTTLE CABLE	PART OF ENGINE	03515	03515	C
THROTTLE COVER	12060	DO NOT USE	DO NOT USE	D
IGNITION COVER	12059	12059	11627B	E

ASSEMBLIES WITH SPLINED ENGINE SHAFT USE:

REF. 5 = 00545 SP

REF. 6 = 00383-H23-RTK-SP



TITLE: CONTROL ASSEMBLY

PRODUCT LINE: RTK

SCALE: 1:16

SHEET 2 OF 2

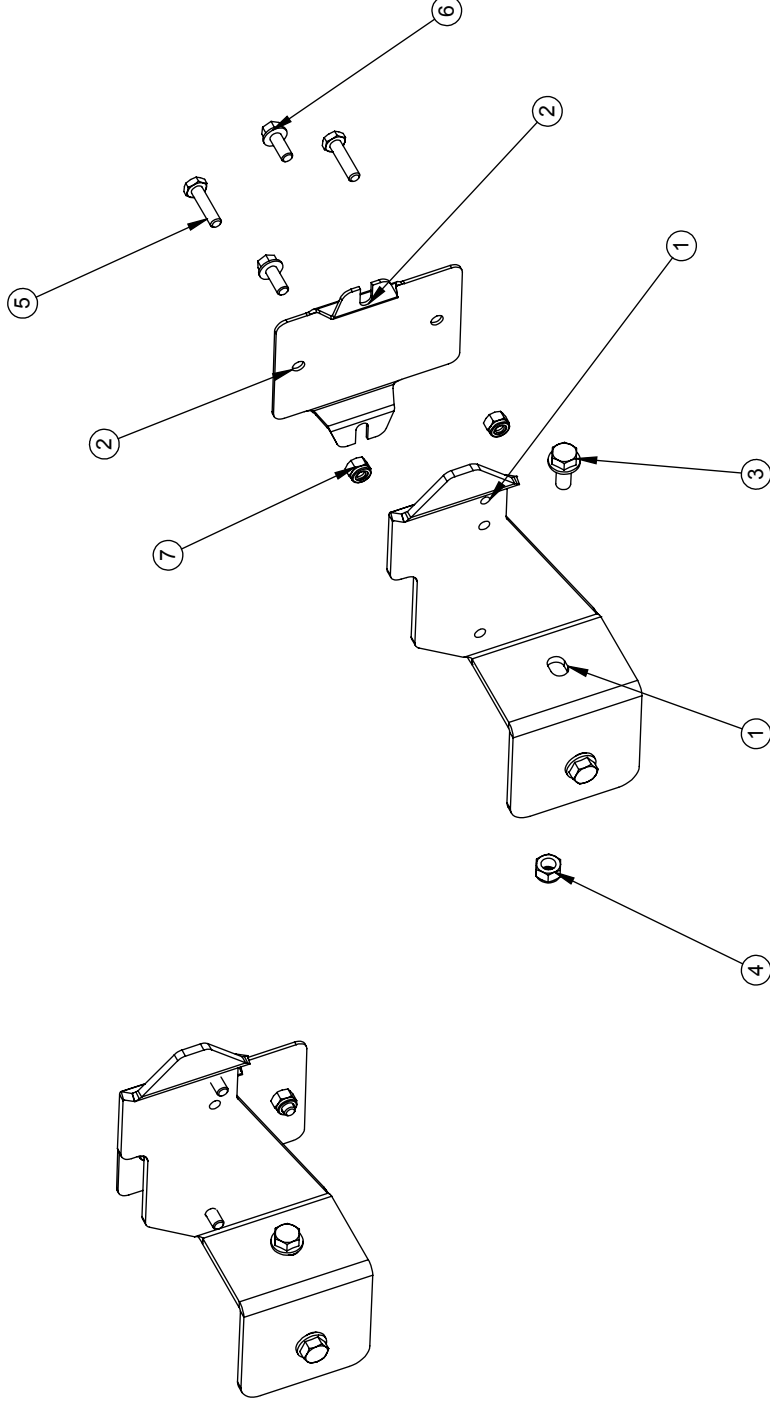
DWG# 00543P

BARRETO

ITEM NO.	QTY.	PART NO.	DESCRIPTION
1	1	12903	ENGINE CONTROL MOUNT
2	1	12921	VOLT REGULATOR MOUNT
3	2	05131	HH FLANGE SCREW, 5/16-18 NC X 3/4 G8 ZINC
4	2	09273	NUT, NYLOCK, 5/16-18 NC ZINC
5	2	05237	HH CAP SCREW, 1/4-20 NC X 1 G5 ZINC
6	2	05069	WHIZ-LOCK 1/4 - 20 X 5/8
7	2	05096	NUT, NYLOCK, 1/4-20 NC ZINC

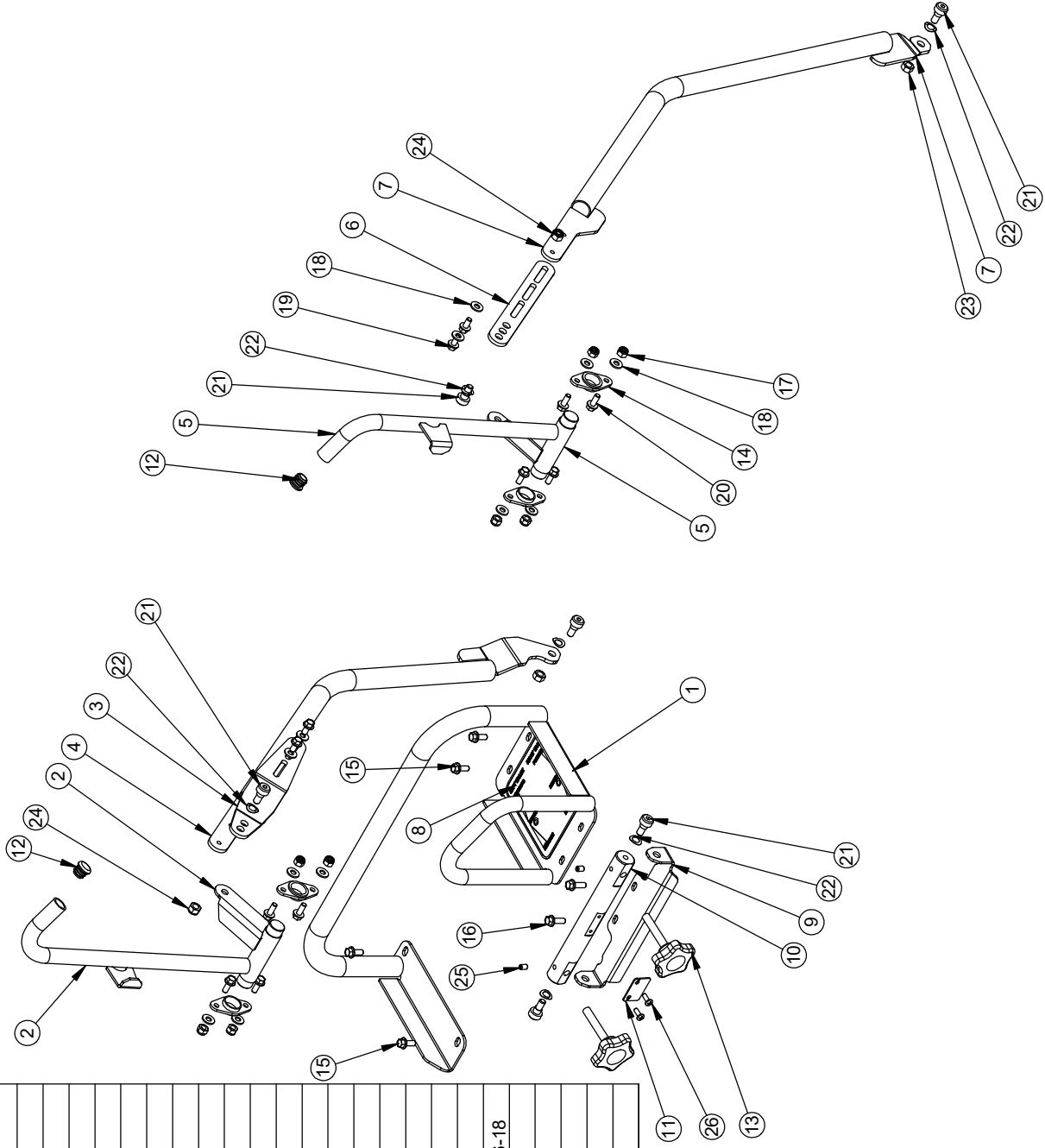
FOR HONDA ENGINES ONLY

RELEASE DATE	5/5/17
REVISED DATE	NEW
REVISION #	0



TITLE:	HONDA CONTROL MOUNT
PRODUCT LINE:	RTK
SCALE:	1:4
SHEET 1 OF 1	DWG# 00543P-H

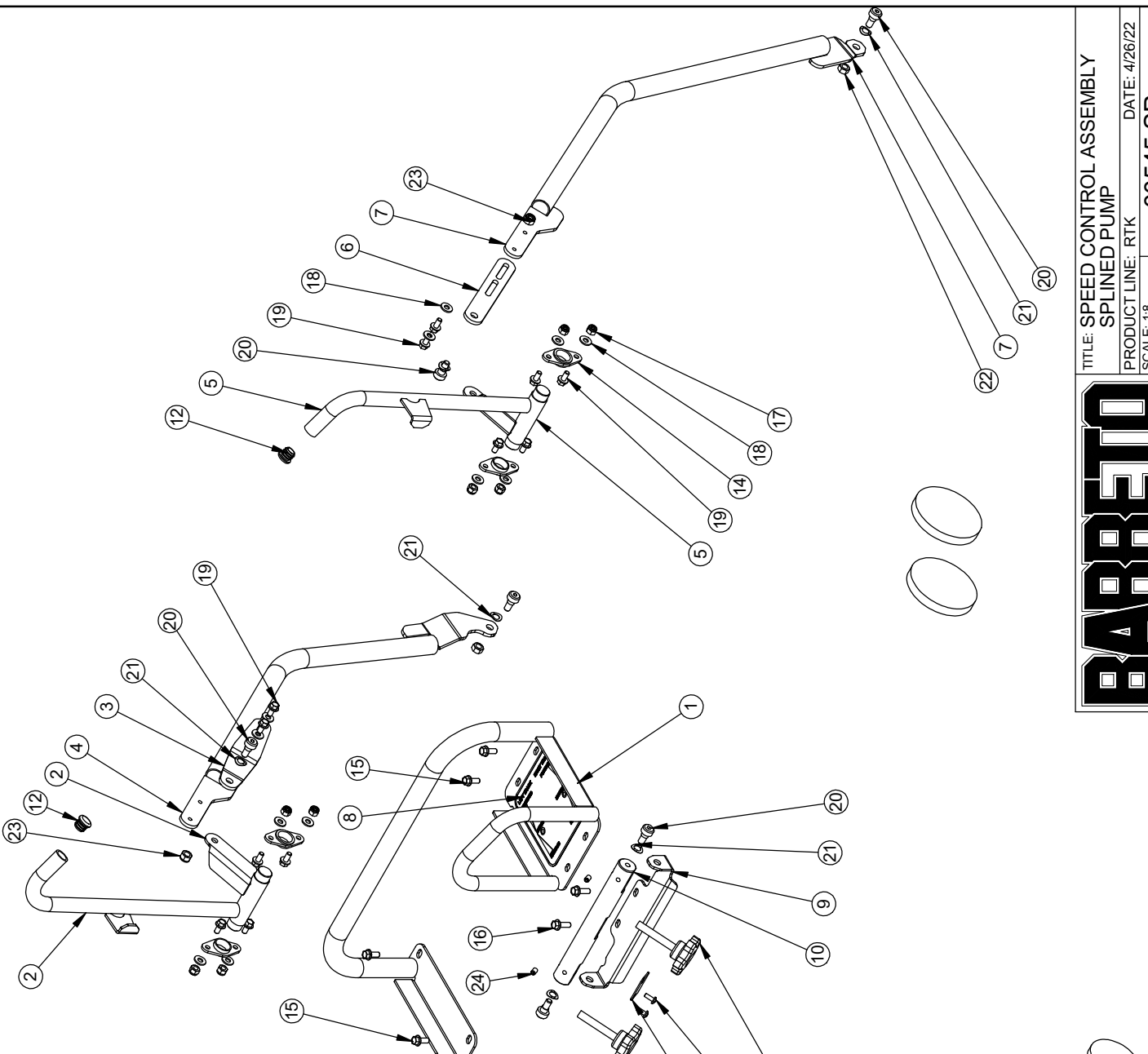
ITEM NO.	QTY.	PART NO.	DESCRIPTION
1	1	12879	HAND REST
2	1	12311TK	SPEED LEVER, LEFT
3	1	12886	SPEED LINK, TOP (LH RTN)
4	1	12885	SPEED LINK, LEFT
5	1	12312TK	SPEED LEVER, RIGHT
6	1	12330	SPEED LINK, TOP
7	1	12884	SPEED LINK, RIGHT
8	1	04451-TK	L - R TRACK DECAL
9	1	12818 R1	STOP BRACKET, BOTTOM
10	1	12820 R1	STOP TRUNION
11	1	12913	STOP PLATE
12	2	12152	HANDLE END CAP
13	2	12833	5 SA, LRG STAR KNOB
14	4	12381	IGUS FLANGE JFL-20
15	4	05069	WHIZ LOCK, 1/4-20 NC X 5/8 ZINC
16	2	05049	WHIZ LOCK, 1/4-20 NC X 3/4 ZINC
17	8	05096	NUT, NYLOCK, 1/4-20 NC ZINC
18	12	05081	WASHER, 1/4 SAE ZINC
19	4	05051	WHIZ-LOCK 1/4 - 20 X 1/2
20	8	05069	WHIZ-LOCK 1/4 - 20 X 5/8
21	6	05351	SH SHOULDER SCREW, 3/8 X 1/4 X 5/16-18
22	6	05357	WASHER, CURVED, .380 X .625 X .015
23	2	05002	NUT, GRIPCO, 5/16-18 NC G5 ZINC
24	2	05273	NUT, NYLOCK, 5/16-18 NC ZINC
25	2	12866	SET SCREW, 1/4-28 X .375, NYLON TIP
26	2	05233	SCREW #10-24 X 1/2 PPH



BARRETO

TITLE: SPEED CONTROL ASSEMBLY
 PRODUCT LINE: RTK DATE: 12/18/14
 SCALE: 1:8 DWG# 00545 R1
 SHEET 1 OF 1

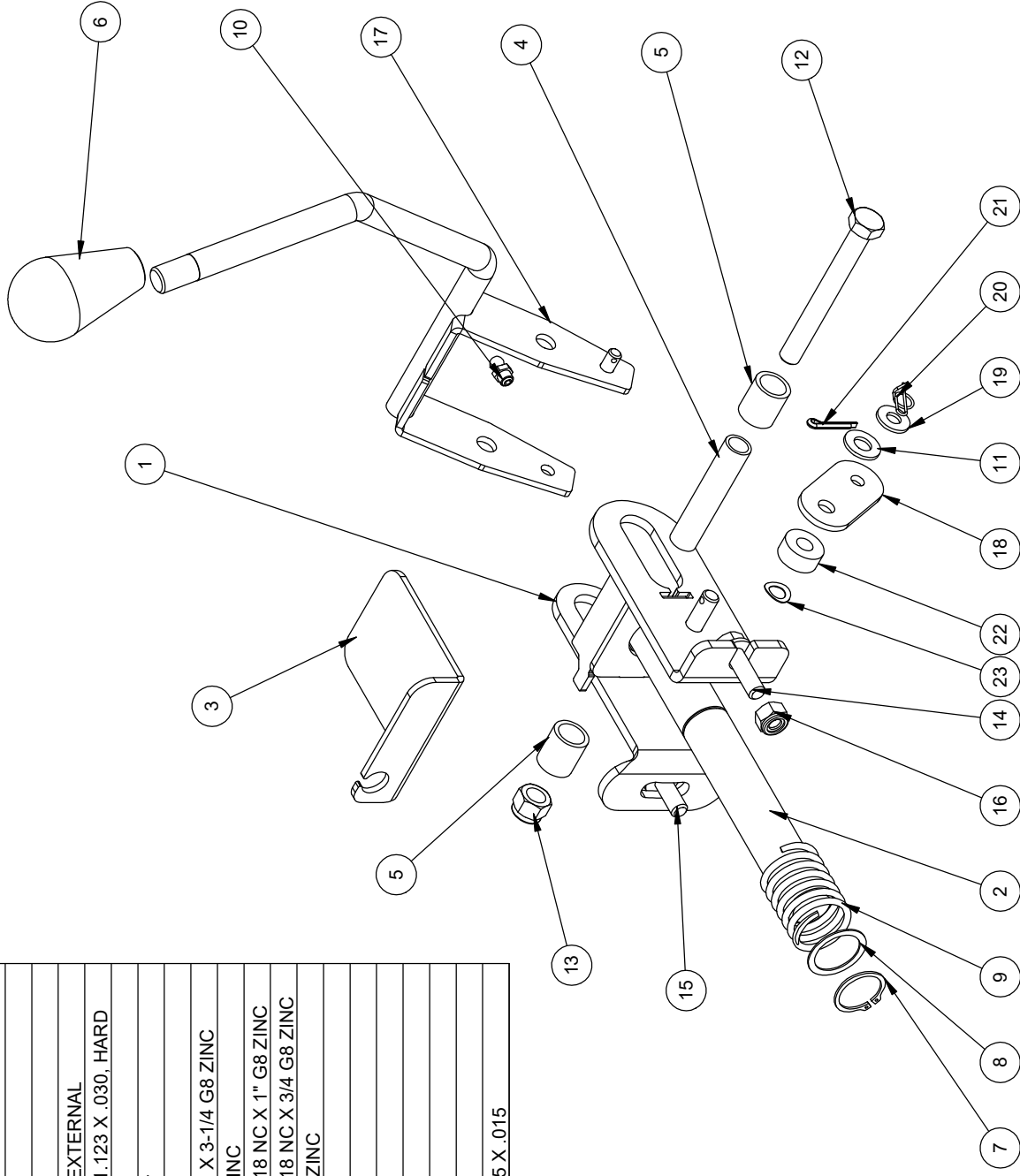
ITEM N	QTY.	PART NO.	DESCRIPTION
1	1	12879	HAND REST
2	1	12311TK	SPEED LEVER, LEFT
3	1	12886-SP	SPEED LINK, TOP (LH RTN)
4	1	12885	SPEED LINK, LEFT
5	1	12312TK	SPEED LEVER, RIGHT
6	1	14356	SPEED LINK, TOP
7	1	12884	SPEED LINK, RIGHT
8	1	04451-TK	L - R TRACK DECAL
9	1	12818 R1	STOP BRACKET, BOTTOM
10	1	12820 R1	STOP TRUNION
11	1	12913	STOP PLATE
12	2	12152	HANDLE END CAP
13	2	12833	5 SA, LRG STAR KNOB
14	4	12381	IGUS FLANGE JFL-20
15	4	05069	WHIZ-LOCK 1/4 - 20 X 5/8
16	2	05049	WHIZ LOCK, 1/4-20 NC X 3/4 ZINC
17	8	05096	NUT, NYLOCK, 1/4-20 NC ZINC
18	12	05081	WASHER, 1/4 SAE ZINC
19	12	05051	WHIZ-LOCK 1/4 - 20 X 1/2
20	6	05351	SH SHOULDER SCREW, 3/8 X 1/4 X 5/16-18
21	6	05357	WASHER, CURVED, .380 X .625 X .015
22	2	05002	NUT, GRIPCO, 5/16-18 NC G5 ZINC
23	2	05273	NUT, NYLOCK, 5/16-18 NC ZINC
24	2	12866	SET SCREW, 1/4-28 X .375, NYLON TIP
25	2	05233	SCREW #10-24 X 1/2 PPH
26		TH	



BARRETO

TITLE: SPEED CONTROL ASSEMBLY
 SPLINED PUMP
 PRODUCT LINE: RTK DATE: 4/26/22
 SCALE: 1:8
 SHEET 1 OF 1 DWG# 00545 SP

ITEM NO.	QTY.	PART NO.	DESCRIPTION
1	1	12918 R1	BRAKE PIN GUIDE
2	1	11705	BRAKE PIN
3	1	13114 R1	PIN COVER
4	1	12919	PIVOT SPACER
5	2	12891	RIDE PLATE BUSHING
6	1	103508	SPEED KNOB
7	1	105602	SNAP RING, SH-87-P, 7/8" EXTERNAL
8	1	10300	THRUST WASHER, .880 X 1.123 X .030, HARD
9	1	103354	SPRING, CENTURY 1539
10	1	105044	GREASE ZERK, 1/4-28 UNF
11	1	105068	WASHER, 5/16 SAE ZINC
12	1	105336	HH CAP SCREW, 3/8-24 NF X 3-1/4 G8 ZINC
13	1	105072	NUT, NYLOCK, 3/8-24 NF ZINC
14	1	105567	HH FLANGE SCREW, 5/16-18 NC X 1" G8 ZINC
15	1	105131	HH FLANGE SCREW, 5/16-18 NC X 3/4 G8 ZINC
16	1	105273	NUT, NYLOCK, 5/16-18 NC ZINC
17	1	12920 R1	BRAKE LEVER
18	1	14348	LINK
19	1	105081	WASHER, 1/4 SAE ZINC
20	1	105038	RUE RING COTTER #8
21	1	105222	COTTER PIN 1/8 X 3/4
22	1	13246	SPACER
23	1	11580	WASHER, CURVED, .32 X .5 X .015



RELEASE DATE	XX/XX/XXXX
REVISED DATE	NEW
REVISION #	0

TITLE: PARK BRAKE ASSEMBLY

BARRETO

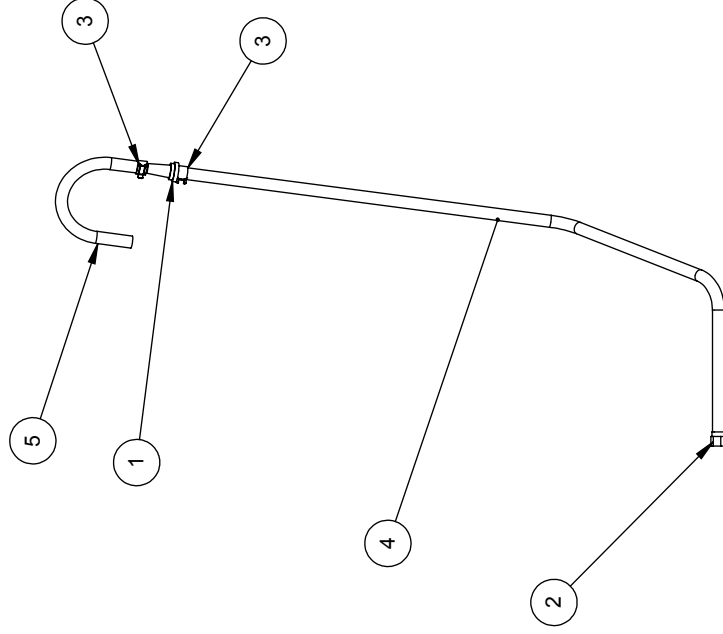
PRODUCT LINE:

SCALE: 1:3

SHEET 1 OF 1

DWG# 00546 R1

REF	QTY.	PART NO.	DESCRIPTION
1	1	04516	BREATHER, FILTER SNAPPER 1435
2	1	04214	FITTING, JS-4-4, HOSE BARB 1/4 X 1/4 SWIVEL
3	2	03062-06	CLAMP, 1/4" FUEL LINE
4	1	11239-1	VENT HOSE
5	1	10365-2	VENT HOSE



04295 HOSE, 1/4" GASOLINE, DL504

REF. 4: CUT LENGTH 36"

REF. 5: CUT LENGTH 12"

(1) REQ'D

BARRETO

TITLE: VENT HOSE

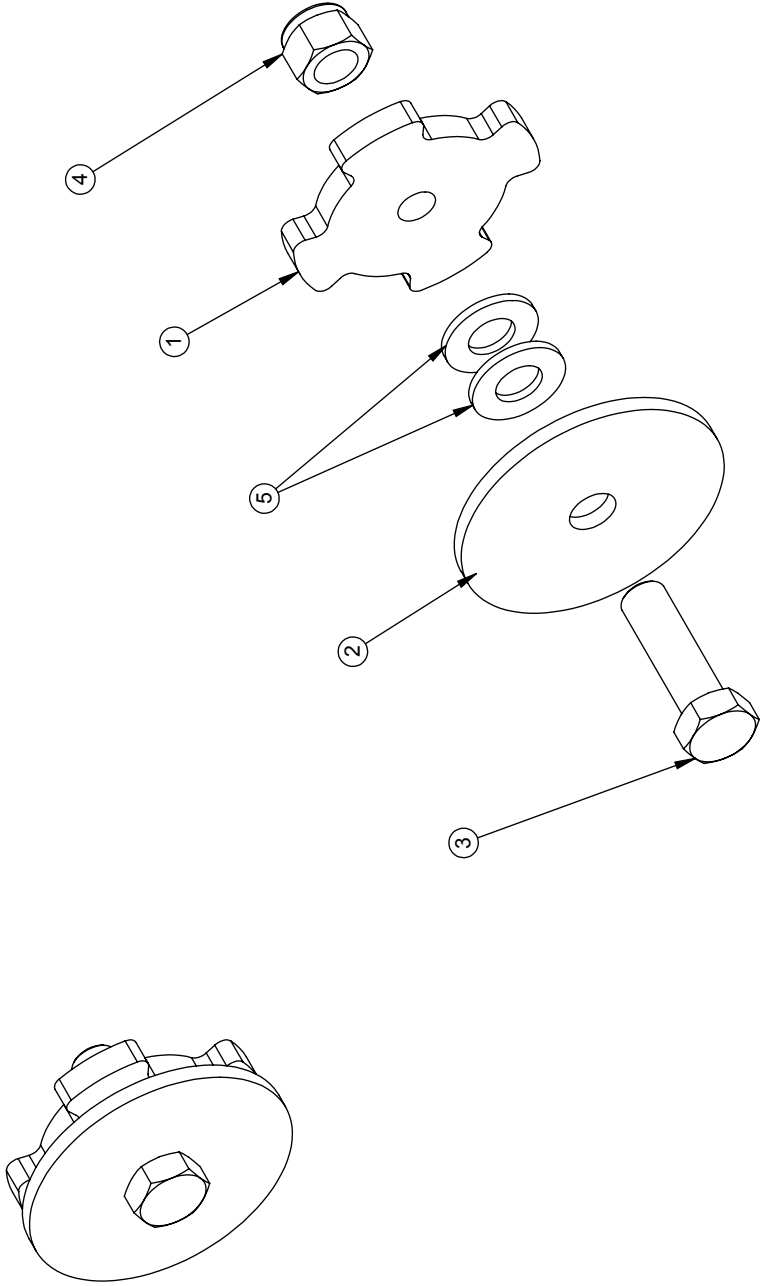
PRODUCT LINE: TK, RTK, TKD DATE: 11/06

SCALE: 1:8

SHEET 1 OF 1 DWG# 11239

ITEM NO.	QTY.	PART NO.	DESCRIPTION
1	1	11647	WING NUT
2	1	11641	AUGER CAP
3	1	05129	HH CAP SCREW, 1/2-13 NC X 1-3/4 G5 ZINC
4	1	05098	NUT, NYLOCK, 1/2-13 NC ZINC
5	2	05102	WASHER, 1/2 SAE ZINC HARDENED

RELEASE DATE	8/2008
REVISED DATE	5/2/17

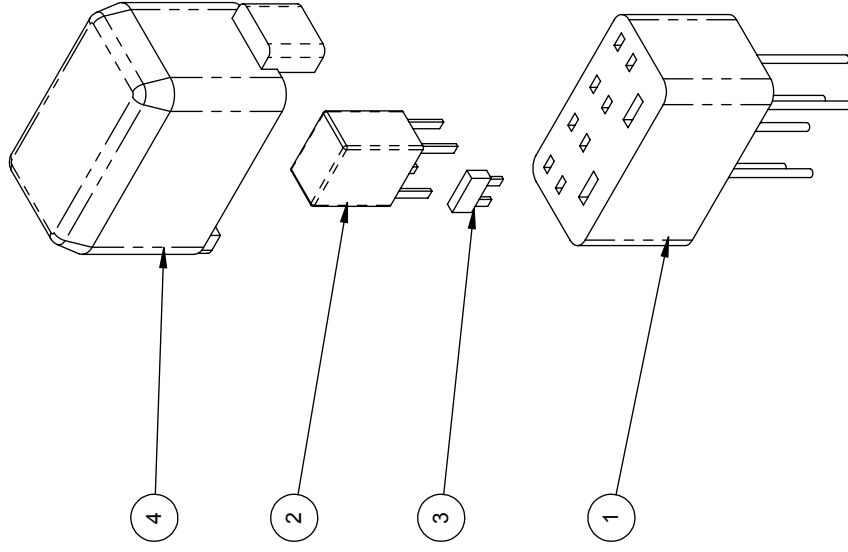


TITLE: AUGER CAP

BARRETO

PRODUCT LINE: TK, RTK, TKD
 SCALE: 1:2
 SHEET 1 OF 1
 DWG# 11642

ITEM NO.	QTY.	PART NO.	DESCRIPTION
1	1	12492	FUSE / RELAY HOLDER & WIRES
2	1	12493	RELAY
3	1	12405	FUSE, 25A
4	1	12492-1	COVER



BARRETO

TITLE: FUSE / RELAY HOLDER ASSEM, TK

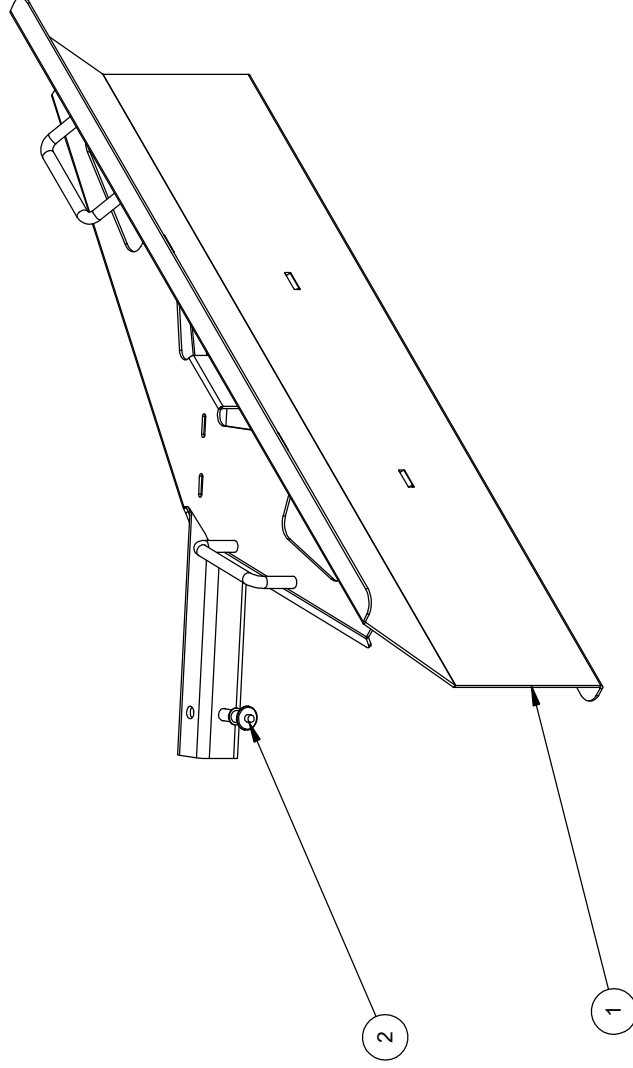
PRODUCT LINE: TK - RTN DATE: 1-15

SCALE: 1:2

SHEET 1 OF 1 DWG# 12492-AT

ITEM NO.	QTY.	PART NO.	DESCRIPTION
1	1	01389	BACKFILL BLADE, RTK
2	1	12790	BALL LOCK PIN, 1/2X3

RELEASE DATE	XX/XX/XXXX
REVISED DATE	NEW
REVISION #	0



TITLE: BACKFILL BLADE

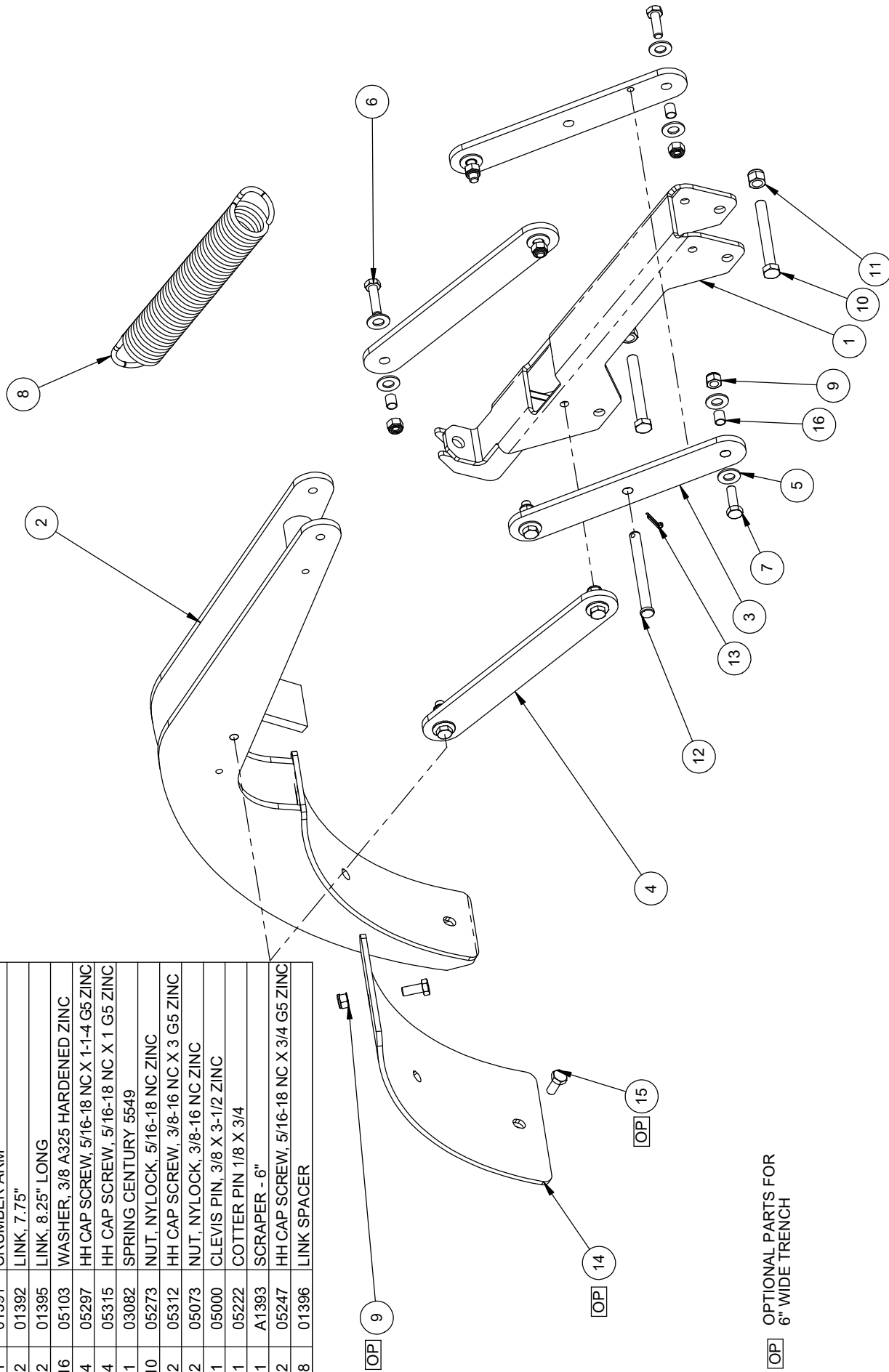
PRODUCT LINE: RTK

SCALE: 1:8
SHEET 1 OF 1

DWG# A1389

BARRETO

REF	QTY.	PART NO.	DESCRIPTION
1	1	01394	CRUMBER MOUNT
2	1	01391	CRUMBER ARM
3	2	01392	LINK, 7.75"
4	2	01395	LINK, 8.25" LONG
5	16	05103	WASHER, 3/8 A325 HARDENED ZINC
6	4	05297	HH CAP SCREW, 5/16-18 NC X 1-1/4 G5 ZINC
7	4	05315	HH CAP SCREW, 5/16-18 NC X 1 G5 ZINC
8	1	03082	SPRING CENTURY 5549
9	10	05273	NUT, NYLOCK, 5/16-18 NC ZINC
10	2	05312	HH CAP SCREW, 3/8-16 NC X 3 G5 ZINC
11	2	05073	NUT, NYLOCK, 3/8-16 NC ZINC
12	1	05000	CLEVIS PIN, 3/8 X 3-1/2 ZINC
13	1	05222	COTTER PIN 1/8 X 3/4
14	1	A1393	SCRAPER - 6"
15	2	05247	HH CAP SCREW, 5/16-18 NC X 3/4 G5 ZINC
16	8	01396	LINK SPACER



OP OPTIONAL PARTS FOR
6" WIDE TRENCH

BARRETO

TITLE: CRUMBER ASSEMBLY

PRODUCT LINE: 1324, TK, RTK, TKD DATE: 3/06

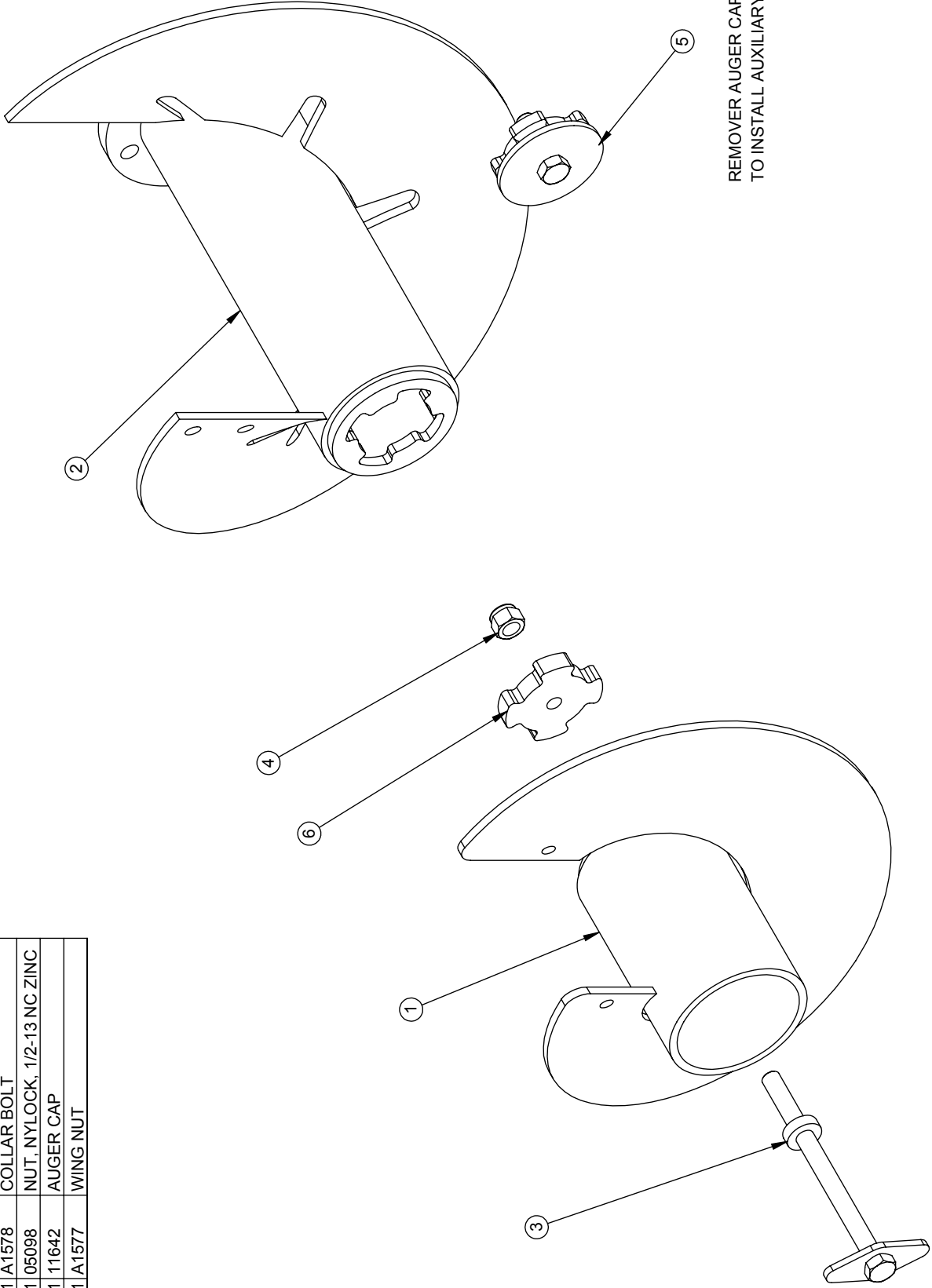
SCALE: 1:5

DWG# A1390

SHEET 1 OF 1

ITEM NO.	QTY.	PART NO.	DESCRIPTION
1	1	A1576	AUXILIARY AUGER
2	1	11220	AUGER
3	1	A1578	COLLAR BOLT
4	1	05098	NUT, NYLOCK, 1/2-13 NC,ZINC
5	1	11642	AUGER CAP
6	1	A1577	WING NUT

RELEASE DATE	7/2008
REVISED DATE	5/2/17



REMOVE AUGER CAP
TO INSTALL AUXILIARY AUGER

BARRETO

TITLE: AUXILIARY AUGER OPTION

PRODUCT LINE: TK, RTK, TKD

SCALE: 1:4

SHEET 1 OF 1

DWG# A1575

STANDARD CUP CHAIN

(AKA Skip Tooth)

-4

This chain has a cup tooth on every other link.

Where to use it

This chain is most effective in loamy soil - soil that is packable into clods. It is also more effective in clay or "gumbo" soil that is sticky and clings to the chain. The space between the cups allows the soil to let go instead of running around with the chain as a slurry which prevents effective digging.

**DOUBLE CUP CHAIN****-4C**

This chain has a cup tooth on every link.

Where to use it

This chain is best for sand and dry, loose soil that has a tendency to fall back into the trench. The extra cups provide for better clean-out.

**COMBO/SHARK CHAIN****-4MS**

This chain has an alternating pattern of cup and Shark teeth.

Where to use it.

Use this chain in pretty much the same conditions as the standard combo chain. Although not as aggressive, the Shark teeth last longer and do not fall off. This is our most popular chain.

**SHARK CHAIN****-4S**

The teeth on this chain are all Shark teeth that are welded onto the chain. Replacement teeth are not available for this chain.

Where to use it.

This chain can be used in the most adverse soils. It is good in rocky soil, "cliché", limestone, hard-pan and any other hard to dig soils. It does not clean out well in sandy or dry, loose loamy soil. This is not the fastest but it is the most durable chain available. It is not uncommon for the teeth to outlast the chain rollers. When the rollers wear out, the complete chain must be replaced.

**BOLT-ON SHARK CHAIN****-4SB**

This chain utilizes a standard chain blank and has Shark teeth that are bolted to the chain blank.

Where to use it.

This chain is good in all the conditions described for the Shark chain. The advantage is the teeth can be removed when the chain wears out and can be used on a new blank. It is not uncommon for the teeth to last through two chains.



NOTE: ON FULL SIZE TRENCHERS, ALL CHAINS ARE AVAILABLE IN 6" WIDTHS AS WELL.



Recycling



ENVIRONMENTAL PROTECTION: Please recycle any unwanted materials as opposed to disposing them as general waste. It is recommended the original is retained and used to store the product when not in use for prolonged periods of time. If this is not applicable ensure the materials are sorted and recycled in accordance with local regulations.



SPECIFICATION CHANGE: It is our policy to continually improve products to ensure these meet the rigours of the industry we serve. Therefore, as such we reserve the right to alter specifications, data, components & parts with-out prior notice.

WARRANTY: Please refer to the manufactures terms & conditions.

IMPORTANT: No liability will be accepted for the incorrect use of this product.

KEEP THIS BOOKLET FOR FUTURE REFERENCE

📞 Nottingham: 0115 946 1988 • London: 0208 830 3333 ✉ Nottingham: sales@hscgroupuk.co.uk • London: sean@hscgroupuk.co.uk 🌐 www.hscgroupuk.co.uk

The Hire Supply Company Terms & Conditions Apply At All Time E&OE